

# SPARES HANDBOOK

for the  
BRISTOL 2 LITRE CAR

Type 403



**THE BRISTOL AEROPLANE CO. LTD. (Car Division)**  
**FILTON HOUSE - BRISTOL - ENGLAND**

*Tel. No. Filton 3831.*

*Telegrams: Aviation, Bristol.*

## INSTRUCTIONS

The Car Number Plate is attached to the scuttle on the right hand side of the car under the bonnet.

The Engine Number Plate is attached to the exhaust rocker box cover on the right hand side.

The Chassis Number Plate is attached to the chassis frame on the left hand side under the bonnet in the vicinity of the petrol pump.

When ordering Spares, always :—

- (a) Quote Car Number in full, i.e., 403/1/700
- (b) Quote Engine Number in full, i.e., 403/100A/3000
- (c) Quote Chassis Number in full, i.e., 403/1/1300
- (d) Give Part Number, Number of Parts required, and the full description of the parts taken from this list. To avoid mistakes or errors, and to speed up delivery, use only the wording and part numbers given in this catalogue.
- (e) If in any doubt, send old part with request for spare.
- (f) Order from the nearest authorised " Bristol " Agent. Where this is impracticable, order direct.

**Note.**—Left and right hand side of the car is always understood as from the driving position. This should be carefully noted when ordering right or left hand parts.

Orders given by telephone or telegraph should be confirmed immediately, in writing.

**THE BRISTOL AEROPLANE CO. LTD. FILTON, BRISTOL,  
ENGLAND**

## PRICE AND DELIVERY

Prices are not included in this catalogue but are quoted on a separate price list or on request.

The delivery of spare parts is normally from stock. For spare parts which are not at the moment in stock or that have to be specially manufactured written advice with approximate time of delivery will be given.

Complaints regarding faulty or deficient deliveries of spares can only be entertained if notification is made immediately on receipt of such deliveries.

# INDEX

	PAGE
Cylinder Block Group	
Block Main Bearings... .. .	2-4
Camshaft Drive Cover Sump... .. .	5-8
Cylinder Head Group .. .	9-11
Crankshaft Group... .. .	12-14
Valve Operating Group .. .	15-17
Water Pump Group... .. .	18-19
Oil Pump and Oil Filter.. .. .	20-21
Petrol Pump Group	
Solox Carbs. Air Manifold. Petrol Pipe.. .. .	22-23
Petrol Pump. Air Cleaner. Exhaust Manifold .. .	24-25
Electrical Group	
Dynamo. Starter. Distributor. Coil .. .	26-28
Radiator .. .	29-31
Front Suspension Group	
Telescopic Front Shock Absorbers: RH. and LH .. .	32-33
Hub and Stub Axle Assembly RH. and LH... .. .	34-36
Front Suspension. Cross Member and Spring .. .	37-40
Anti Roll Bar... .. .	41-43
Front and Rear Brakes .. .	44-45
Steering	
Steering Box. Rack and Pinion .. .	46-47
Steering Column Assembly .. .	48-49
Tie Tube and Ball Joint Assembly with Telescopic Sleeve... .. .	50-51
Clutch, Clutch Adjustment and Stop	
Light Switch.. .. .	52-53
Gear Box Group	
Remote Control.. .. .	54-55
Gear Box Casing and Cover... .. .	56-57
Clutch Casing. Gear Box Extension. Speedometer Drive... .. .	58-59
Mainshaft - BW/CR5 Gearbox.. .. .	60-62
Gear Change and Layshaft .. .	63-66
Handbrake and Handbrake Control .. .	67-69
Foot Brake and Clutch Pedal Assembly .. .	70-72
Hydraulic Brake System... .. .	73-75
Propellor Shaft .. .	76-77
Differential Gear Unit... .. .	78-81
Rear Suspension	
Rear Axle Shaft Housing and Snubber Straps .. .	82-83
Rear Axle Shaft and Bearing Housing RH. and LH .. .	84-85

## INDEX

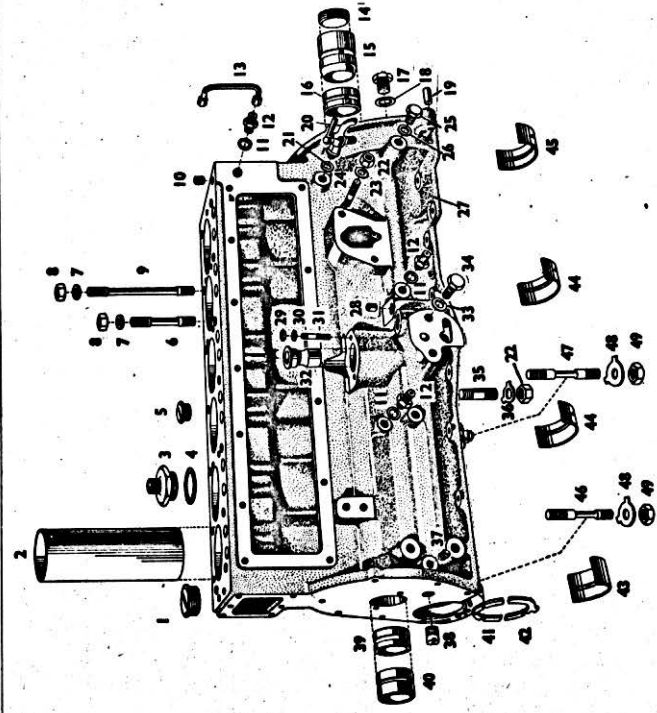
	PAGE
Assembly of Suspension Unit (Rear) and Newton Shock Absorbers ...	86-87
Suspension Arm and Torsion Bar ...	88-89
Rear Ball Joint Assembly and Attachment Unit..	90-91
Exhaust System ...	92-93
Fuel System, Tank and Filler... ..	94-96
Lubrication System - One Shot.. ..	97-99
Engine Controls R.H.D. and L.H.D. ...	100-102
Bonnet Stay and Locking Mechanism ...	103-106
Boot Door Locking Mechanism ...	107-109
Spare Wheel Stowage ...	110-111
Instruments.. ..	112-115
Heater and Demist System ...	116-118
Doors, Interior Lock, Hinge Etc. ...	119 122
Press Button Door Lock... ..	123-126
Road Wheel, Radiator Grille, Medallion Fairing...	127-129
Interior Fittings.. ..	130-131
Lamps, Horns and Bulbs... ..	132-133
Windscreen, Quarter Lights, Rear Light, Facia Panels and Carpets ...	134-135
Front Bumper and Structure ...	136-138
Rear Bumper and Structure ...	139-141
Tools.. ..	142-143

---

**CYLINDER BLOCK GROUP**

---

# BLOCK. MAIN BEARINGS



**CYLINDER BLOCK GROUP  
BLOCK. MAIN BEARINGS**

Part No.	Item	Description	No. off per car
N.310480	1	Core Plug- large.	1
N.312750	2	Cylinder Liner.	6
N.311540	3	Thermo Union.	1
N.311760	4	Thermo Union Washer.	1
N.310490	5	Core Plug- small.	2
N.311660	6	Stud- Cyl. Head Securing- short.	7
N.312420	7	Washer- Cylinder Head.	14
N.311680	8	Nut- Cylinder Head.	14
N.311670	9	Stud- Cyl. Head Securing- long.	7
FBS.361/G	10	Blank Plug.	1
N.310910	11	Washer (Union).	3
N.311730	12	Union.	3
N.311520	13	Oil Transfer Pipe Unit.	1
N.311420	14	Blank Plug- Camshaft Bearing.	1
N.310680	15	Camshaft Bearing - Rear.	1
N.311370	16	Camshaft Bearing- Mid-Rear.	1
FS.109/4D	17	9/16" Setscrew.	1
N.310510	18	Alum. Washer.	1
FBS.379/G6	19	Dowel- Bearing Cap & Clutch Casing.	10
N.312010	20	Drain Tap.	1
FBS.515	21	Washer- Drain Tap.	1
FN.105/L	22	Nut- Petrol Pump & Oil Pump.	4
AGS.585/E	23	Spring Washer - Petrol Pump.	2
N.312580	24	Stud- Petrol Pump.	2
N.310450	25	Blank Plug- Oil Gallery.	2
N.310460	26	Washer- Blank Plug- Oil Gallery.	2
N.313370	27	Cylinder Block Unit.	1
N.311580	28	Bush- Dipstick.	1
FN.104/L	29	Nut- Distributor Bracket.	2
AGS.585/D	30	Spring Washer- Distributor Bracket.	2
N.312590	31	Stud- Distributor Bracket.	2
N.310710	32	Distributor Drive Gear Bush.	1
AGS.585/F	33	Spring Washer.	2
N.312800	34	Bolt- Oil Cleaner.	2
N.312600	35	Stud- Oil Pump.	2
N.310380	36	Tabwasher- Oil Pump.	2
FBS.361/J	37	Blank Plug- Oil Gallery.	1
FBS.361/P	38	Blank Plug- Oil Gallery.	1
N.311360	39	Camshaft Bearing- Mid-Front.	1
N.312410	40	Camshaft Bearing- Front.	1
N.313590	41	Thrust Plate- Top Half.	2



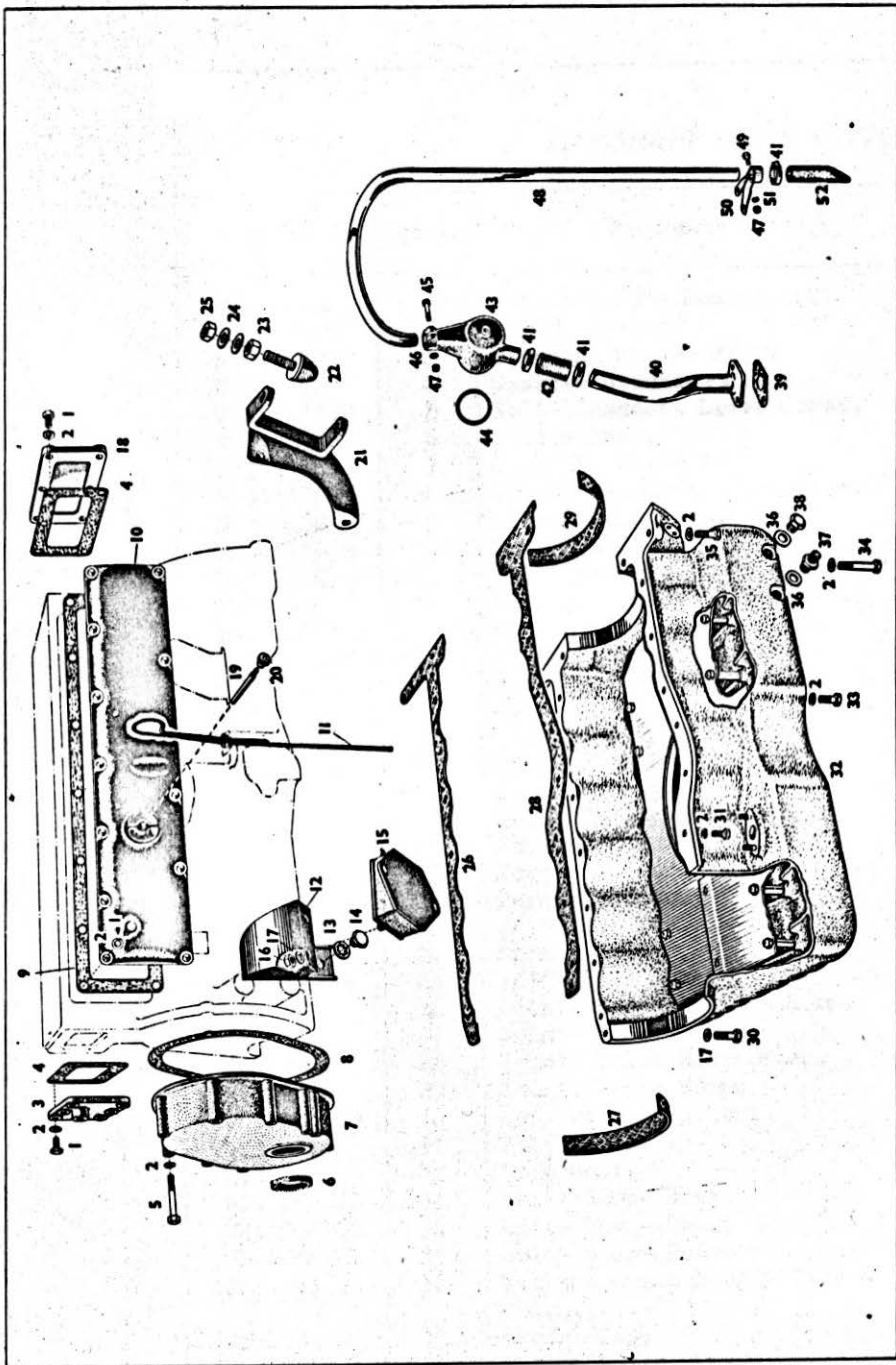
**CYLINDER BLOCK GROUP  
BLOCK. MAIN BEARINGS**

Part No.	Item	Description	No. off per car
N.313770	-	Thrust Plate- Top Half +.0025 thickness.	-
N.313790	-	Thrust Plate- Top Half +.005 thickness.	-
N.313600	42	Thrust Washer- Bottom Half.	2
N.313780	-	Thrust Washer- Bottom Half +.0025 thickness.	-
N.313800	-	Thrust Washer- Bottom Half +.005 thickness.	-
N.313130	43	Main Bearing- Front-Std.	2
N.313220	-	Main Bearing- Front .010 undersize.	-
N.313230	-	Main Bearing- Front .020 undersize.	-
N.313940	44	Main Bearing- Centre-Std.	4
N.314320	-	Main Bearing- Centre .010 undersize.	-
N.314330	-	Main Bearing- Centre .020 undersize.	-
N.313930	45	Main Bearing- Rear-Std.	2
N.314300	-	Main Bearing- Rear .010 undersize.	-
N.314310	-	Main Bearing- Rear .020 undersize.	-
N.313580	46	Stud- Main Bearing- Front.	2
N.312680	47	Stud- Main Bearing.	6
N.310360	48	Tabwasher- Main Bearing.	8
N.312700	49	Nut- Main Bearing.	8

---

CAMSHAFT DRIVE COVER. SUMP

---



CAMSHAFT DRIVE COVER. SUMP

Part No.	Item	Description	No. of per car
WS.104/5D	1	Setscrew-Push Rod Cover.	25
AGS.585/D	2	Spring Washer.	48
N.311130	3	Blanking Plate- Front.	1
N.311140	4	Gasket- Blanking Plate.	2
WB.104/17D	5	Bolt- Camshaft Drive Cover.	8
N.312550	6	Felt Washer.	1
N.311181	7	Camshaft Drive Cover.	1
N.311170	8	Joint- Camshaft Drive Cover.	1
N.310200	9	Joint- Push Rod Cover.	1
N.313410	10	Push Rod Cover.	1
N.310930	11	Dipstick Unit.	1
N.311490	12	Mounting Bracket- Nearside.	1
N.311500	-	Mounting Bracket- Offside.	1
-	13	7/16" Shakeproof Washer.	4
FS.107/6D	14	7/16" BSF Setscrew.	4
N.311270	15	Mounting Block.	2
FN.105/L	16	5/16" BSF Nut.	4
AGS.585/E	17	Spring Washer.	8
N.312370	18	Blanking Plate- Rear.	1
N.313670	19	Stud For Separator Box.	1
N.313660	20	Retaining Nut.	1
N.311220	21	Torque Buffer Bracket.	1
N.311280	22	Torque Buffer.	2
FN.107/L	23	7/16" BSF Nut.	2
AGS.585/G	24	Spring Washer.	4
FN.207/L	25	7/16" BSF Locknut.	2
N.313290	26	Joint- Exhaust Side- Sump.	1
N.310160	27	Joint- Front- Sump.	1
N.313280	28	Joint- Inlet Side- Sump.	1
N.312360	29	Joint- Rear- Sump.	1
WS.105/10D	30	Setscrew- Sump Rear.	2
N.312640	31	Bolt- Sump.	15
N.313150	32	Sump Unit.	1
WB.105/10D	33	Bolt- Sump- Rear.	1
WB.105/18D	34	Bolt- Sump- Rear.	2
WB.105/8D	35	Bolt- Sump- Rear.	1
FBS.517	36	Washer- Drain Plug & Thermo Union.	2
FBS.53	37	Drain Plug.	1
N.312240	38	Thermo Union.	1
N.313320	39	Sump Pipe Gasket.	1
N.313630	40	Drain Pipe- Separator Box to Sump.	1

## CAMSHAFT DRIVE COVER. SUMP

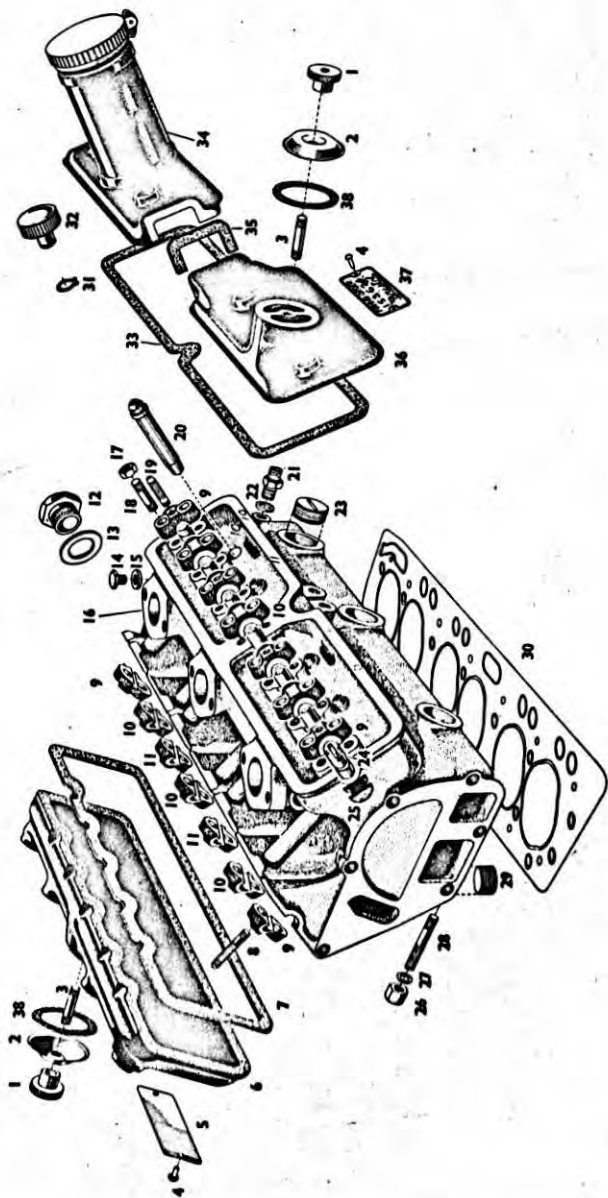
Part No.	Item	Description	No. off per car
-	41	Clip- Jubilee No.1.	3
N.313690	42	Hose- Drain from Separator.	1
N.313650	43	Separator Box.	1
N.313700	44	Joint Washer- Rubber.	1
FB.104/12D	45	1/4" BSF Bolt.	1
-	46	1/4" Shakeproof Washer.	1
FN.104/L	47	Nut 1/4" Hex.	2
N.314280	48	Extractor Pipe R.H.D.	1
N.314290	-	Extractor Pipe L.H.D.	-
FB.104/8D	49	Bolt 1/4" BSF.	1
N.313740	50	Clip complete.	1.
-	51	1/4" Spring Washer.	1
N.313710	52	Hose- Extractor Pipe.	1

2.5?

---

CYLINDER HEAD GROUP

---

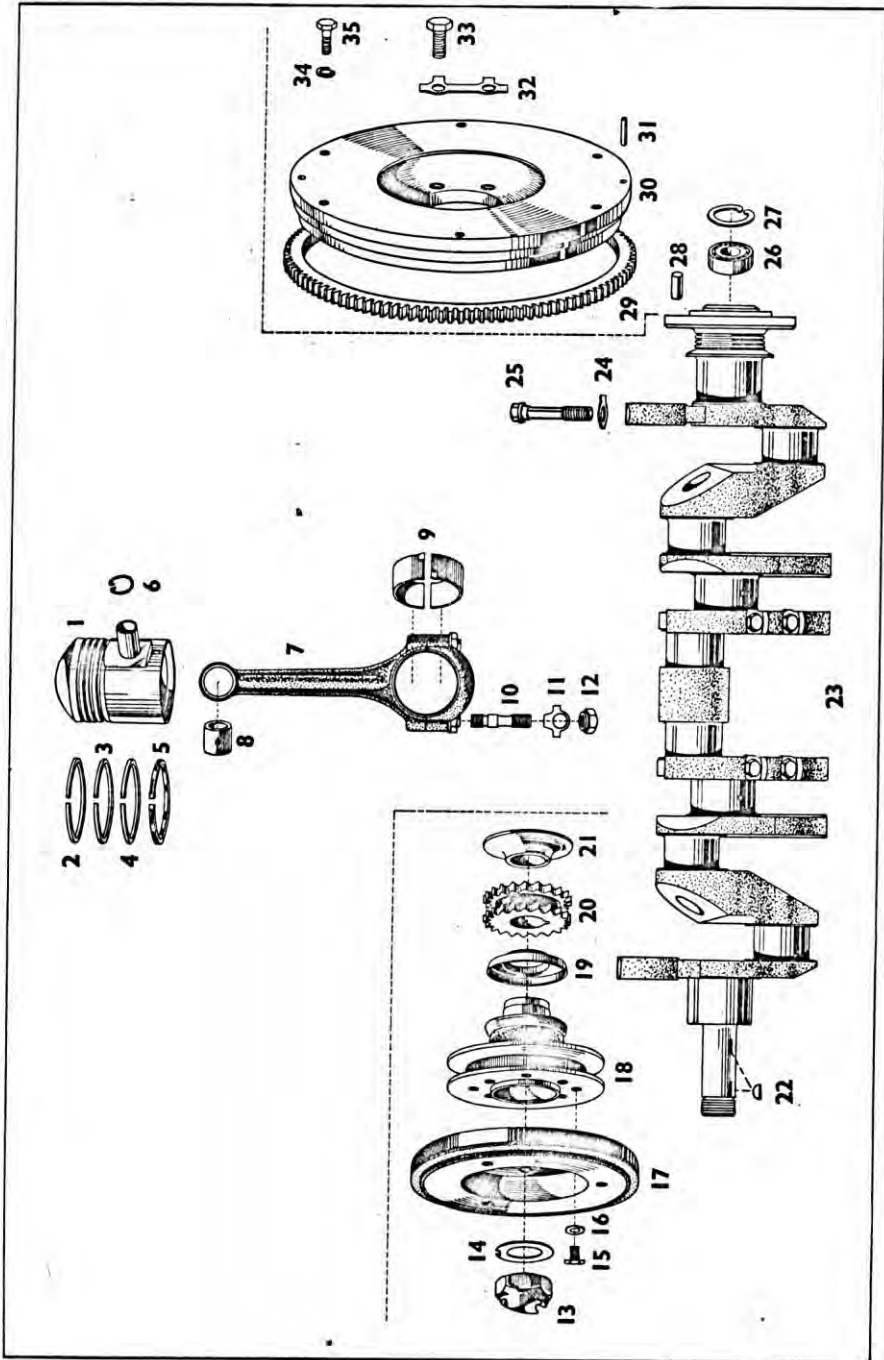


**CYLINDER HEAD GROUP**

Part No.	Item	Description	No. off per car
N.320310	1	Nut- Blanking Plate.	2
N.320740	2	Blanking Cover.	2
N.321780	3	Stud- Blanking Plate Retaining.	2
N.321360	4	Rivet- Snap Head.	4
N.313360	5	Plate- Engine Number.	1
N.321060	6	Cover- Rocker Box-Exhaust.	1
N.321330	7	Joint- Rocker Box-Exhaust.	1
N.321730	8	Stud- Rocker Spindle Cap.	4
N.320170	9	Rocker Spindle Cap.	4
N.320190	10	Rocker Spindle Cap.	6
N.320200	11	Rocker Spindle Cap.	4
N.321110	12	Plug.	1
FBS.537	13	Washer.	1
FS.105/3D	14	Setscrew.	1
N.320460	15	Washer.	1
N.322080	16	Cylinder Head Unit.	1
N.320340	17	Nut- Rocker Spindle Cap.	28
N.321770	18	Stud- Rocker Spindle Cap.	28
N.321710	19	Stud- Rocker Spindle Cap.	4
N.321311	20	Valve Guide-Std. size.	12
N.321510	-	Valve Guide +.010 o/d.	-
N.311730	21	Union- Oil Transfer.	1
N.310910	22	Washer- Oil Transfer.	1
N.320150	23	Core Plug- Large.	2
FBS.379/B4	24	Dowel- Rocker Spindle.	2
N.320110	25	Seal-Rocker Box.	4
N.370060	26	Nut- Exhaust Manifold.	8
ACS.585/E	27	Spring Washer - Exhaust Manifold.	8
N.321750	28	Stud- Exhaust Manifold.	8
N.320160	29	Core Plug- Small.	2
N.321980	30	Gasket-Cylinder Head.	1
N.320220	31	Circlip - Retaining Nut.	8
N.321640	32	Retaining Nut.	8
N.321970	33	Joint- Rocker Box-Inlet.	1
N.321530	34	Cover- Sub Unit.	1
N.321310	35	Joint- Rocker Box Section.	1
N.320071	36	Cover- Rocker Box-Inlet.	1
N.320850	37	Plate - Ignition Timing.	1
N.320300	38	Joint- Breather Pipe.	2



# CRANKSHAFT GROUP



## CRANKSHAFT GROUP

Part No.	Item	Description	No. off per car
N.331650	1	Piston Unit-Std. size (Gudgeon Pin selectively fitted).	6
N.330900	-	Piston Unit .005 oversize (Gudgeon Pin selectively fitted).	-
N.330580	-	Piston Unit .010 oversize (Gudgeon Pin selectively fitted).	-
N.331630	2	Top Compression Ring-Chromed-Std.	6
N.331820	-	Top Compression Ring-Chromed .005 $\phi$ /size.	-
N.331830	-	Top Compression Ring-Chromed .010 $\phi$ /size.	-
N.331200	3	Centre Compression Ring-Std.	6
N.331270	-	Centre Compression Ring .005 oversize.	-
N.331300	-	Centre Compression Ring .010 oversize.	-
N.331210	4	Bottom Compression Ring-Std.	6
N.331260	-	Bottom Compression Ring .005 oversize.	-
N.331290	-	Bottom Compression Ring .010 oversize.	-
N.331220	5	Scraper Ring-Std.	6
N.331280	-	Scraper Ring .005 oversize.	-
N.331310	-	Scraper Ring .010 oversize.	-
N.330100	6	Circlip.	12
N.331930	7	Connecting Rod Unit.	6
N.330180	8	Gudgeon Pin Bush.	6
N.331090	-	Gudgeon Pin Bush +.020 $\phi$ /dia.	-
N.330490	9	Con Rod Bearing-Std.	12
N.331110	-	Con Rod Bearing .010 undersize.	-
N.331120	-	Con Rod Bearing .020 undersize.	-
N.331240	10	Stud-Con Rod.	12
N.330170	11	Tabwasher- Con Rod.	12
N.331410	12	Nut-Con Rod.	12
N.330260	13	Starter Dog.	1
N.332010	14	Tabwasher.	1
WS.105/4D	15	Engine Damper Retaining Screw.	8
AGS.585/E	16	Spring Washer.	8
N.330200	17	Engine Damper Unit.	1
N.330690	18	Engine Damper Carrier Unit.	1
N.330410	19	Carrier Oil Baffle.	1
N.330400	20	Drive Sprocket.	1
N.330450	21	Thrust Plate.	1

## CRANKSHAFT GROUP

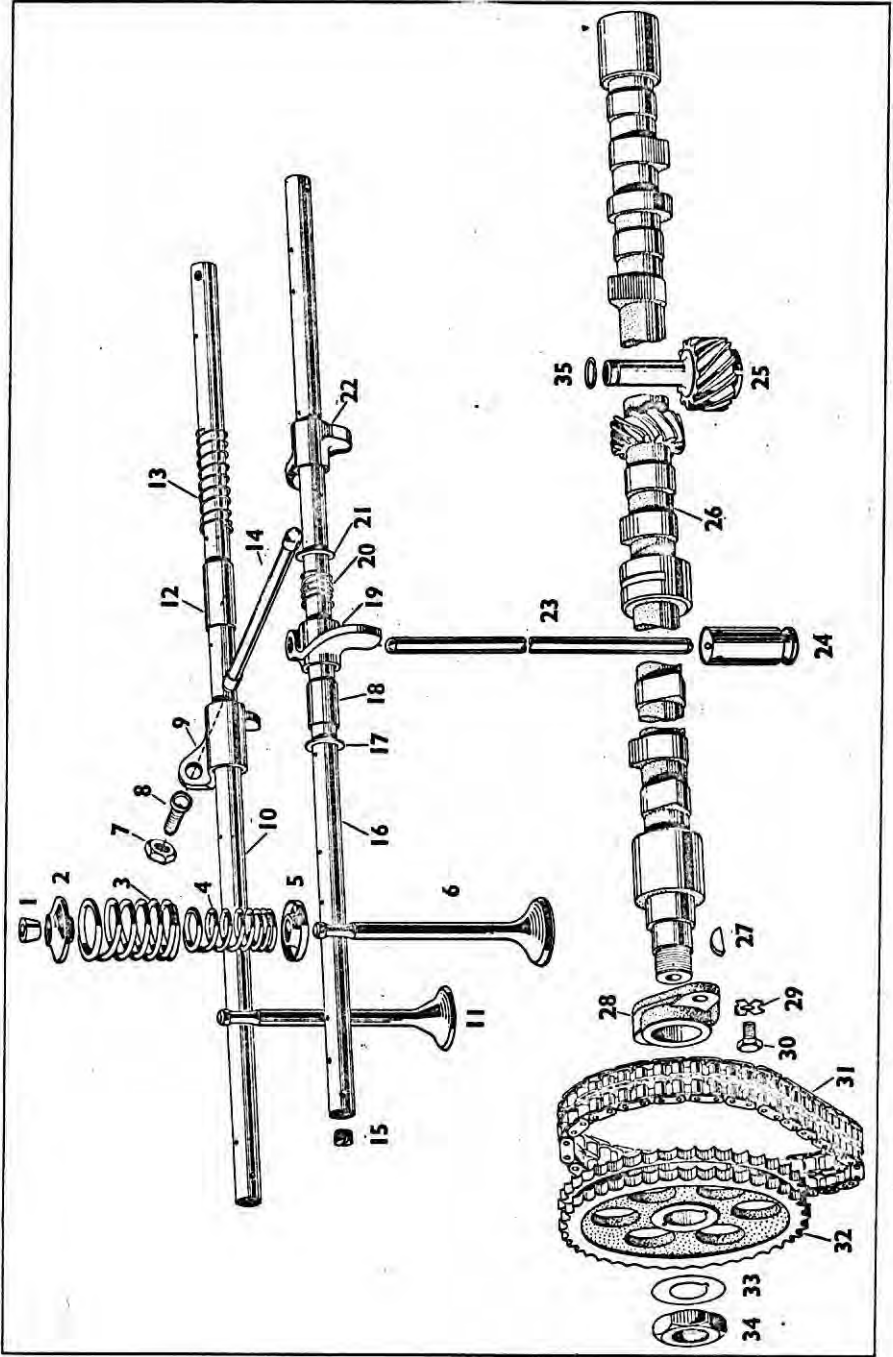
Part No.	Item	Description	No. off per car
N.330570	22	Key.	2
N.331970	23	Crankshaft Unit.	1
N.331510	24	Tabwasher- Balance Weight.	12
N.331500	25	Bolt- Balance Weight.	12
N.330770	26	Ball Bearing.	1
N.330780	27	Circlip.	1
FBS.379/J6	28	Dowel.	1
N.331060	29	Starter Ring.	1
N.331890	30	Flywheel Body Sub-Unit.	1
FBS.379/E8	31	Dowel.	2
N.331040	32	Locking Plate- Flywheel.	3
N.332060	33	Flywheel Retaining Bolt.	6
AGS.585/E	34	Spring Washer.	6
N.332100	35	Clutch Retaining Setscrew.	6

---

**VALVE OPERATING GROUP .**

---

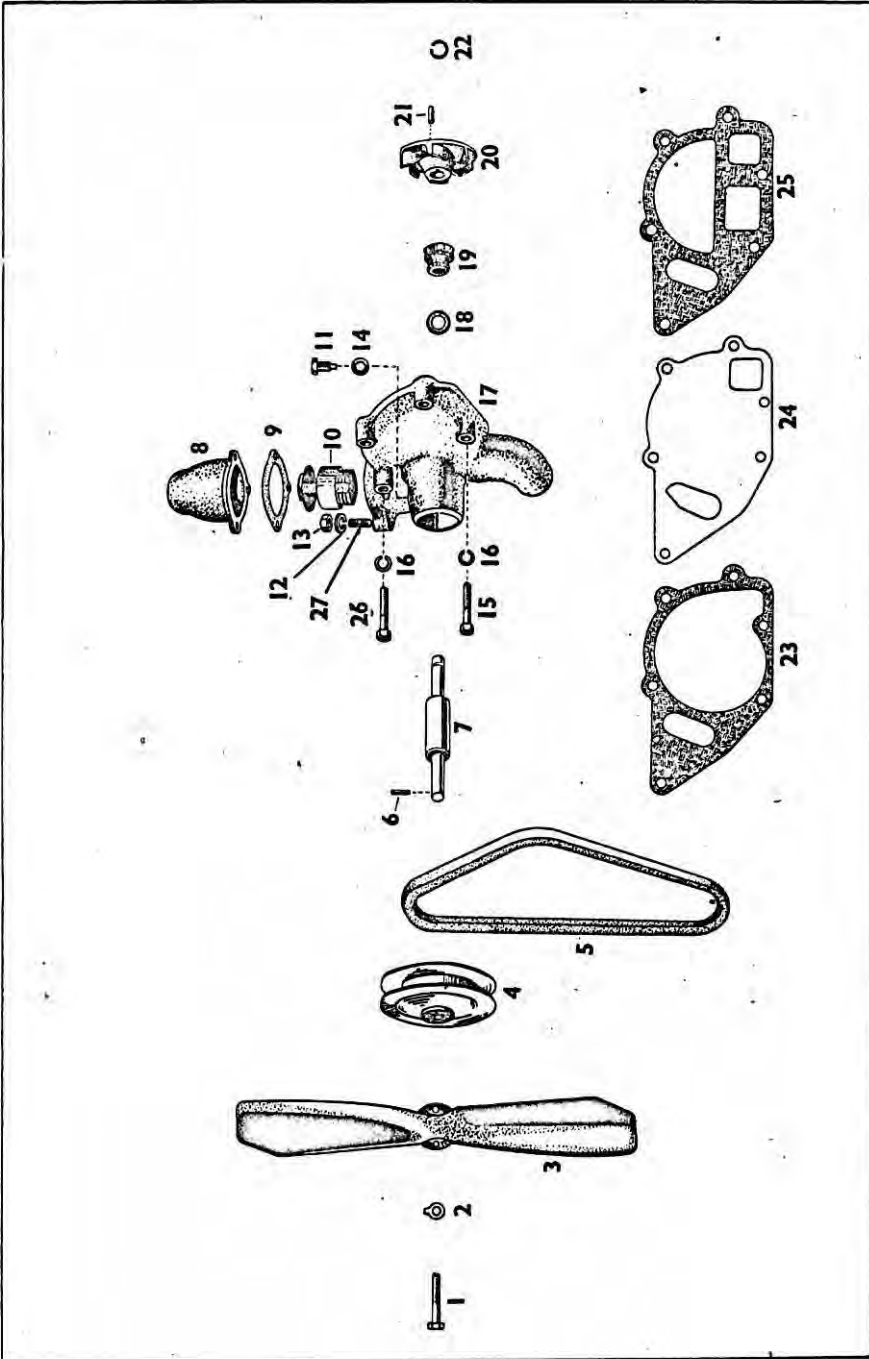
# VALVE OPERATING GROUP



## VALVE OPERATING GROUP

Part No.	Item	Description	No. off per car
N.340300	1	Valve Cotter - in halves.	12
N.340280	2	Spring Seating - Upper.	12
N.341560	3	Valve Spring - Outer.	12
N.341550	4	Valve Spring - Inner.	12
N.340620	5	Spring Seating - Lower.	12
N.340880	6	Inlet Valve.	6
N.341260	7	Locknut.	12
N.341700	8	Rocker Adjusting Screw.	12
N.341240	9	Exhaust Rocker Unit R.H. (Bushed)	3
N.341230	-	Exhaust Rocker Unit L.H. (Bushed)	3
N.340840	10	Exhaust Rocker Spindle.	1
N.341510	11	Exhaust Valve.	6
N.340410	12	Rocker Bush.	1
N.341250	13	Compression Spring - Long.	6
N.341930	14	Aux. Push Rod Unit.	6
N.340650	15	Rocker Spindle Plug.	4
N.341220	16	Inlet Rocker Spindle.	1
N.340600	17	Washer - Rocker Spindle.	12
N.340140	18	Rocker Bush.	12
N.340720	19	Inlet Rocker Unit R.H. Bushed.	3
N.340740	-	Inlet Rocker Unit L.H. Bushed.	3
N.340100	20	Compression Spring - Short.	6
N.340340	21	Washer.	6
N.340760	22	Aux. Rocker Unit L.H. Bushed.	3
N.340770	-	Aux. Rocker Unit R.H. Bushed.	3
N.342140	23	Push Rod Unit.	12
N.341710	24	Tappet Body.	12
N.340330	25	Distributor & Oil Pump Drive. Pinion.	1
N.341800	26	Camshaft.	1
N.330570	27	Key.	1
N.340420	28	Retaining Plate - Camshaft.	1
N.341210	29	Tabwasher.	2
WS.104/4D	30	Setscrew $\frac{1}{4}$ " dia. x $\frac{1}{2}$ " long.	2
N.340580	31	Chain.	1
N.340570	32	Chain Wheel.	1
N.340440	33	Washer.	1
N.340430	34	Nut.	1
N.340830	35	Circlip.	1

# WATER PUMP GROUP

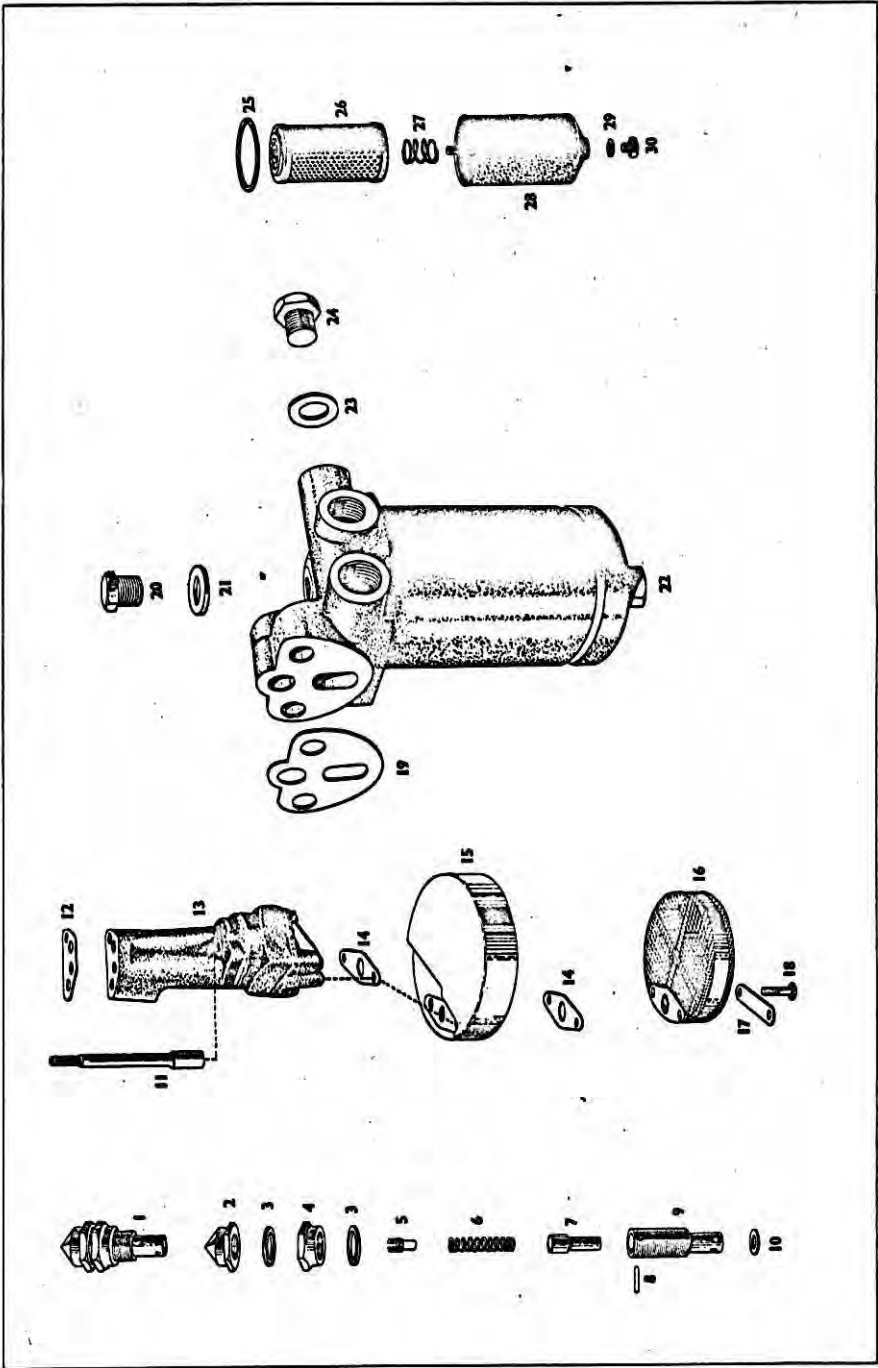


## WATER PUMP GROUP

Part No.	Item	Description	No. off per car
WB/104/8D	1	Bolt - Fan.	2
N.350120	2	Tabwasher - Fan.	2
N.350100	3	Fan.	1
N.350680	4	Fan Pulley.	1
N.350640	5	Belt.	1
N.350580	6	Locating Pin.	1
N.350710	7	Water Pump Shaft.	1
N.350620	8	Outlet Pipe.	1
N.350630	9	Joint - Outlet Pipe.	1
N.350780	10	Thermostat.	1
N.350490	11	Bearing Retaining Screw.	1
AGS.585/D	12	Spring Washer.	3
FN104/K	13	Nut - Outlet Pipe.	3
	14	5/16" Dia. Washer.	1
FB.105/14D	15	Bolt 5/16" BSF 1 $\frac{3}{4}$ " long.	5
AGS.585/E	16	5/16" Spring Washer.	6
N.350460	17	Water Pump Casing.	1
N.350690	18	Thrower.	1
N.350410	19	Oil Seal.	1
N.350470	20	Impellor.	1
N.350540	21	Locating Dowel - Impellor.	1
N.350700	22	Circlip - Shaft.	1
N.350250	23	Washer (Pump).	1
N.350230	24	Blanking Plate.	1
N.350240	25	Washer (Head).	1
FB.105/19D	26	Bolt 5/16" BSF x 2 $\frac{3}{8}$ " long.	1
N.453120	27	Stud.	3



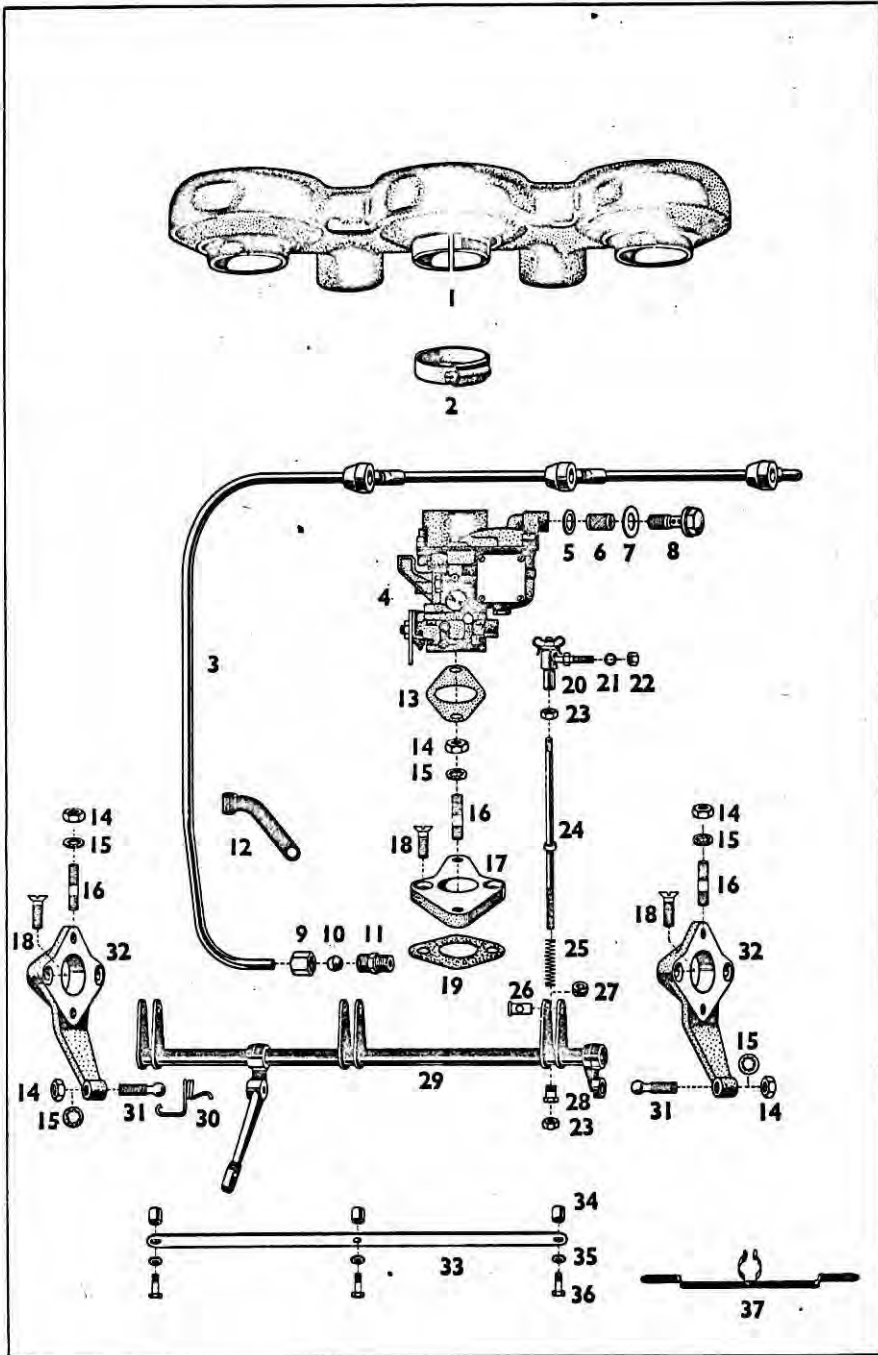
# OIL PUMP AND OIL FILTER



## OIL PUMP AND OIL FILTER

Part No.	Item	Description	No. off per car
N.361460	1	Oil Relief Valve Unit.	1
N.360030	2	Relief Valve Cap.	1
N.360050	3	Relief Valve Washer.	2
N.360020	4	Relief Valve Locknut.	1
N.360060	5	Relief Valve Adjusting Screw.	1
N.361450	6	Relief Valve Spring.	1
N.360070	7	Relief Valve.	1
N.360080	8	Relief Valve Retaining Pin.	1
N.361310	9	Relief Valve Body.	1
N.361030	10	Washer- Oil Relief Valve Joint.	1
N.360430	11	Oil Pump Drive Shaft Unit.	1
N.361440	12	Oil Pump Casing Joint.	1
N.361430	13	Oil Pump Assembly.	1
N.361530	14	Oil Filter Sieve Cover Joint.	2
N.361520	15	Oil Filter Sieve Cover.	1
N.360460	16	Oil Filter Sieve Unit.	1
N.360220	17	Oil Filter Sieve Locking Plate.	1
N.360830	18	Oil Filter Sieve Cover Bolt.	2
N.360740	19	Gasket.	1
N.361050	20	Sleeve Nut.	1
N.360710	21	Washer.	1
N.361000	22	Oil Cleaner Assy.	1
N.360870	23	Washer - Cleaner Head.	3
FBS. 53	24	Washer - Cleaner Head.	3
N.360690	25	Joint Ring.	1
N.360650	26	Insert Assembly.	1
N.361010	27	Spring.	1
N.360640	28	Case Assembly.	1
N.360700	29	Washer.	1
N.360670	30	Drain Plug.	1

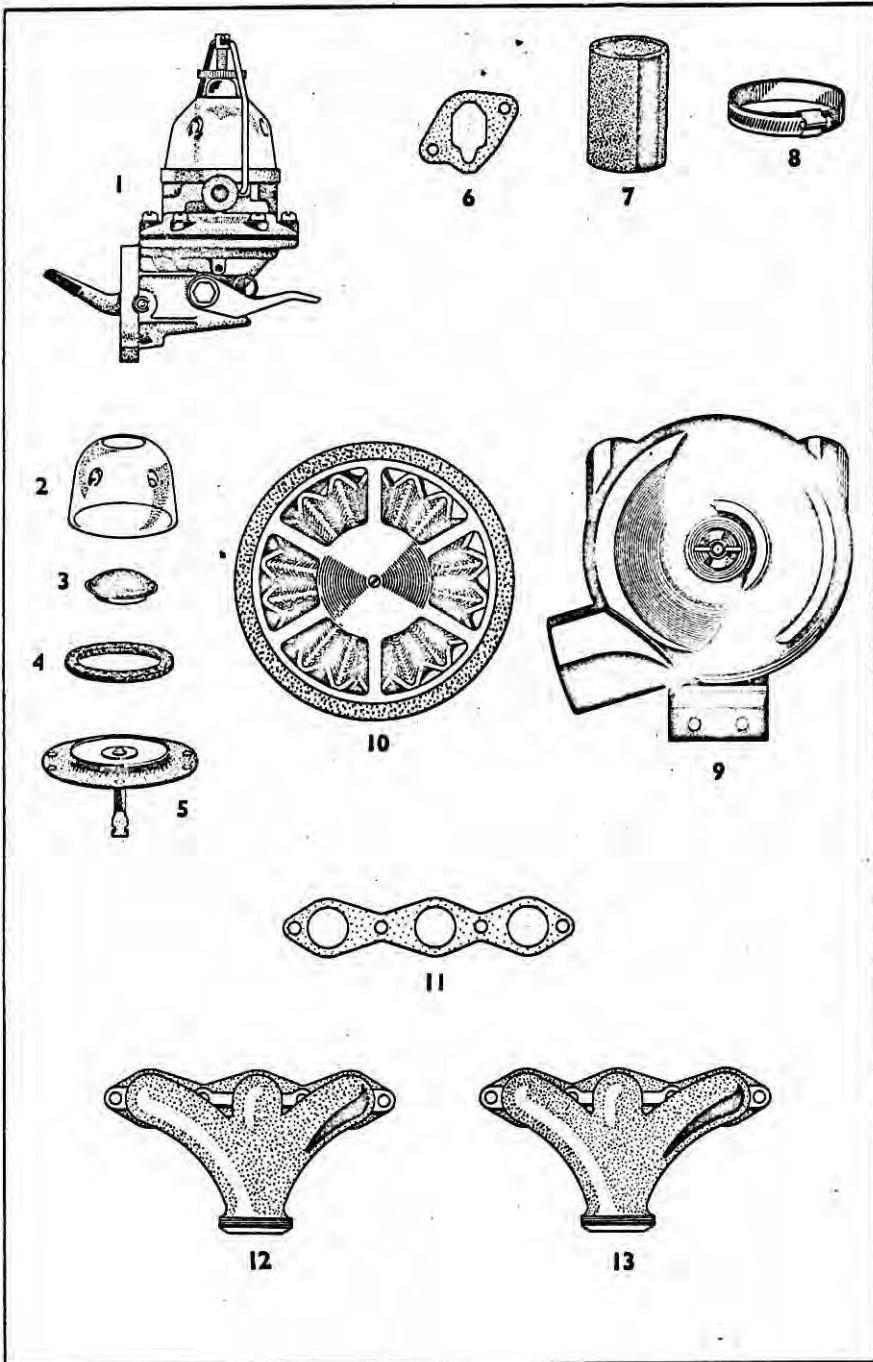
# SOLEX CARBS. AIR MANIFOLD. PETROL PIPE



SOLEX CARBS. AIR MANIFOLD. PETROL PIPE

Part No.	Item	Description	No. off por car
N.373150	1	Air Filter Manifold.	1
N.371850	2	Clip.	1
N.373160	3	Fuel Pipe Assembly.	1
N.374530	4	Carburettor - Solex - Centre.	1
N.374540	-	Carburettor - Solex - Inner and Outer.	2
N.372510	5	Fibre Washer - Small.	3
N.372490	6	Filter - Petrol Pipe.	3
N.372500	7	Fibre Washer - Large.	3
N.372480	8	Banjo Bolt.	3
N.371820	9	Union Nut.	1
N.371830	10	Olive.	1
N.371810	11	Single Ended Union.	1
N.373450	12	Fuel Pipe Clip.	1
N.373320	13	Joint - Carburettor.	3
FN.205/L	14	Nut 5/16" BSF.	8
-	15	Shakeproof Washer 5/16".	8
N.321760	16	Stud.	6
N.373220	17	Centre Carb. Adaptor.	1
N.373360	18	Screw 5/16" Csk.Hd. M.S.	6
N.370170	19	Joint - Adaptor.	3
N.373470	20	Ball Joint.	3
-	21	Shakeproof Washer 2 BA.	3
-	22	Nut 2 BA Std.	3
-	23	Locknut 2 BA.	6
N.373030	24	Control Rod Unit.	3
N.373080	25	Retaining Spring.	3
N.373090	26	Pivot Pin.	3
N.373060	27	Spring Retainer.	3
N.373110	28	Adjusting Screw.	3
N.373140	29	Control Shaft Unit.	1
N.373460	30	Return Spring.	1
N.373000	31	Fulcrum Adjusting Screw.	2
N.372990	32	Fulcrum Bracket.	2
N.373120	33	Tie Rod.	1
N.373040	34	Distance Piece.	3
FBS.72G.	35	Washer.	3
-	36	Bolt 2BA 11/16" long.	3
N.373370	37	H.T. Wire Clip.	1

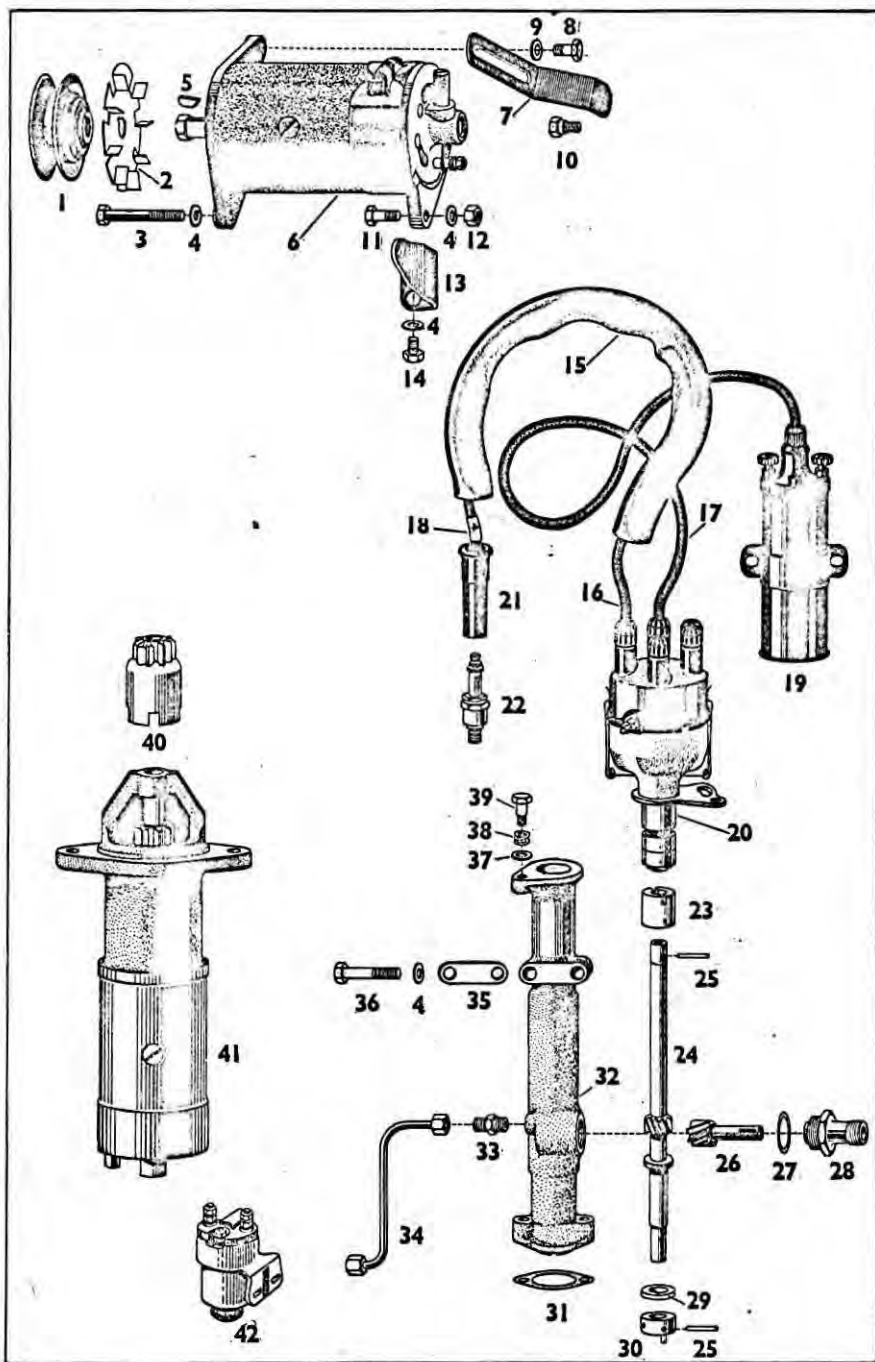
PETROL PUMP. AIR CLEANER. EXHAUST MANIFOLD



PETROL PUMP. AIR CLEANER. EXHAUST MANIFOLD

Part No.	Item	Description	No. off per car
N.370450	1	Petrol Pump Unit.	1
N.370480	2	Filter Cover.	1
N.370490	3	Filter Gauze.	1
N.370500	4	Gasket.	1
N.370470	5	Diaphragm.	1
N.370040	6	Gasket.	1
N.370100	7	Intake Hose from Cleaner.	2.
N.371850	8	Clip.	4
N.373890	9	Air Cleaner Unit.	1
N.371770	10	Element - Air Cleaner.	1
N.370030	11	Gasket - Exhaust Manifold.	2
N.370010	12	Exhaust Manifold L.H. Rear.	1
N.370020	13	Exhaust Manifold R.H. Rear.	1

# DYNAMO. STARTER. DISTRIBUTOR. COIL



## DYNAMO. STARTER. DISTRIBUTOR. COIL

Part No.	Item	Description	No. off per car
N.390610	1	Dynamo Pulley Unit.	1
N.390580	2	Fan (Dynamo).	1
WB.105/21D	3	Dynamo Securing Bolt.	1
AGS.585/E	4	Spring Washer.	6
N.390320	5	Key (Dynamo).	1
N.390740	6	Dynamo - Lucas C39.FV/2.	1
N.390560	7	Dynamo Adjusting Bracket.	1
N.390490	8	Fulcrum Bolt.	1
N.390500	9	Fulcrum Bolt Washer.	1
N.390050	10	Dynamo Bracket Screw.	1
FB.105/7D	11	Fulcrum Bracket Bolt.	1
FN.105/L	12	Fulcrum Bracket Nut.	1
N.390570	13	Fulcrum Bracket.	1
WS.105/5D	14	Fulcrum Bracket Securing Screw.	2
N.390380	15	HT. Lead Casing.	2
N.390290	16	HT. Lead (Plug).	6
N.390300	17	HT. Lead (Coil).	1
N.390400	18	Identification Tab (HT. Lead) No.1.	1
N.390410	-	Identification Tab (HT. Lead) No.2.	1
N.390420	-	Identification Tab (HT. Lead) No.3.	1
N.390430	-	Identification Tab (HT. Lead) No.4.	1
N.390440	-	Identification Tab (HT. Lead) No.5.	1
N.390450	-	Identification Tab (HT. Lead) No.6.	1
N.390760	19	Coil - Lucas Model B.12.	1
N.380320	20	Distributor - Lucas 40345.	1
N.390840	21	Spark Plug Adaptor Unit with Suppressor.	6
-	22	Spark Plug KLG type P/TEN/L80.	6
N.380430	23	Driving Dog (top).	1
N.380450	24	Distributor Drive Shaft.	1
N.380420	25	Driving Pin.	2
N.380090	26	Rev. Counter Drive Shaft.	1
N.380100	27	Rev. Counter Drive Joint.	1
N.380080	28	Rev. Counter Drive Body.	1
N.380380	29	Thrust Washer.105 thickness.	as req'd
N.380390	-	Thrust Washer .102 thickness.	"
N.380400	-	Thrust Washer .099 thickness.	"

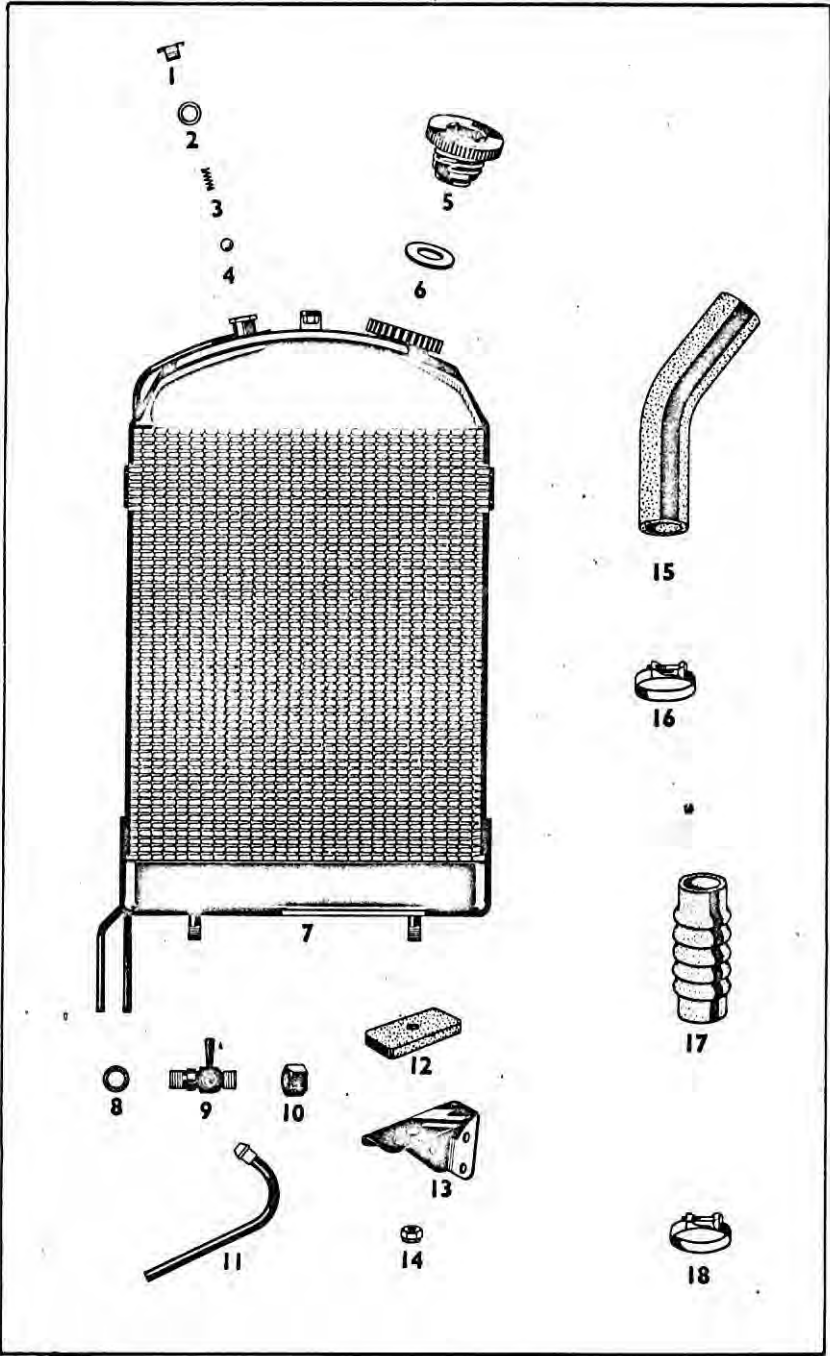


DYNAMO. STARTER. DISTRIBUTOR. COIL

Part No.	Item	Description	No. off per car
N.380410	-	Thrust Washer .095 thickness.	as req'd
N.380440	30	Driving Dog (bottom)	1
N.380110	31	Distributor Casing Joint.	1
N.380010	32	Distributor Drive Casing.	1
N.380250	33	Union.	1
N.380340	34	Oil Feed Pipe complete.	1
N.380180	35	Distance Piece.	1
FB.105/15D	36	Bolt, 5/16" BSF.	2
N.380240	37	Washer, 5/16" dia.	1
N.380070	38	Spring.	1
N.380060	39	Shoulder Screw.	1
N.390360	40	Starter Pinion - Lucas 291069.	1
N.390710	41	Starter - Lucas Model M.55C/1 Type WG.3 (Less Solenoid).	1
N.390700	42	Solenoid - Lucas ST.950 (Attached to Bulkhead).	1

—————  
RADIATOR  
—————

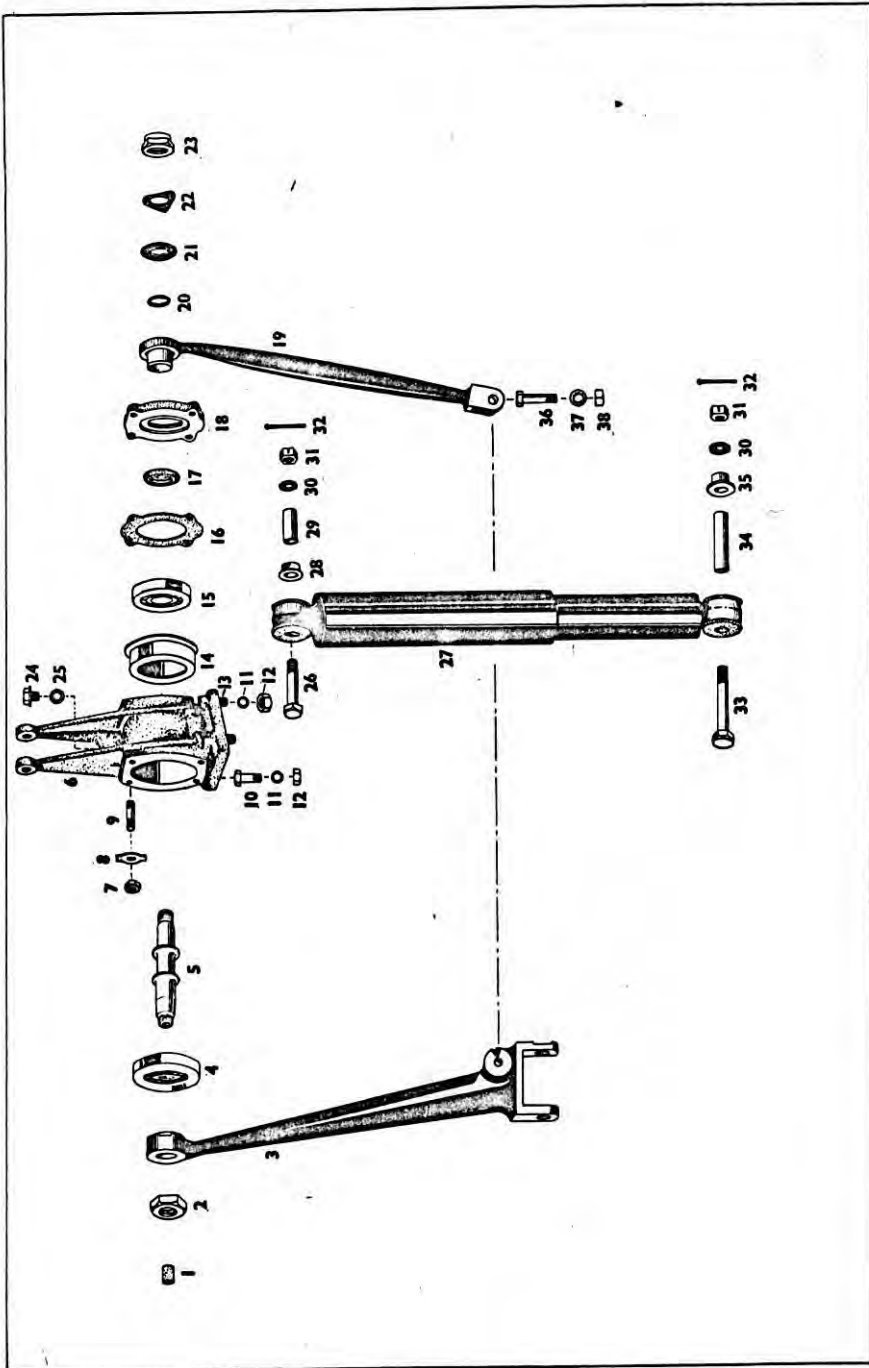
RADIATOR



## RADIATOR

Part No.	Item	Description	No. off per car
N.410181	1	Relief Valve Cap.	1
N.410191	2	Relief Valve Washer.	1
N.410201	3	Relief Valve Spring.	1
N.410211	4	Ball for Relief Valve.	1
N.410121	5	Filler Cap.	1
N.410131	6	Filler Cap Washer.	1
N.704108	7	Radiator Assembly.	1
N.410161	8	Drain Cock Washer.	1
N.410151	9	Drain Cock.	1
N.410281	10	Union Nut.	1
N.410291	11	Drain Pipe.	1
N.410021	12	Rubber Pad.	2
N.410031	13	Mounting Bracket R.H.	1
N.410061	-	Mounting Bracket L.H.	1
-	14	Nut 7/16" BSF Simmonds Pinnacle.	2
N.707150	15	Hose-Lower.	1
N.410081	16	Hose Clip.	2
N.704171	17	Hose-Upper.	1
N.704172	18	Hose Clip	2

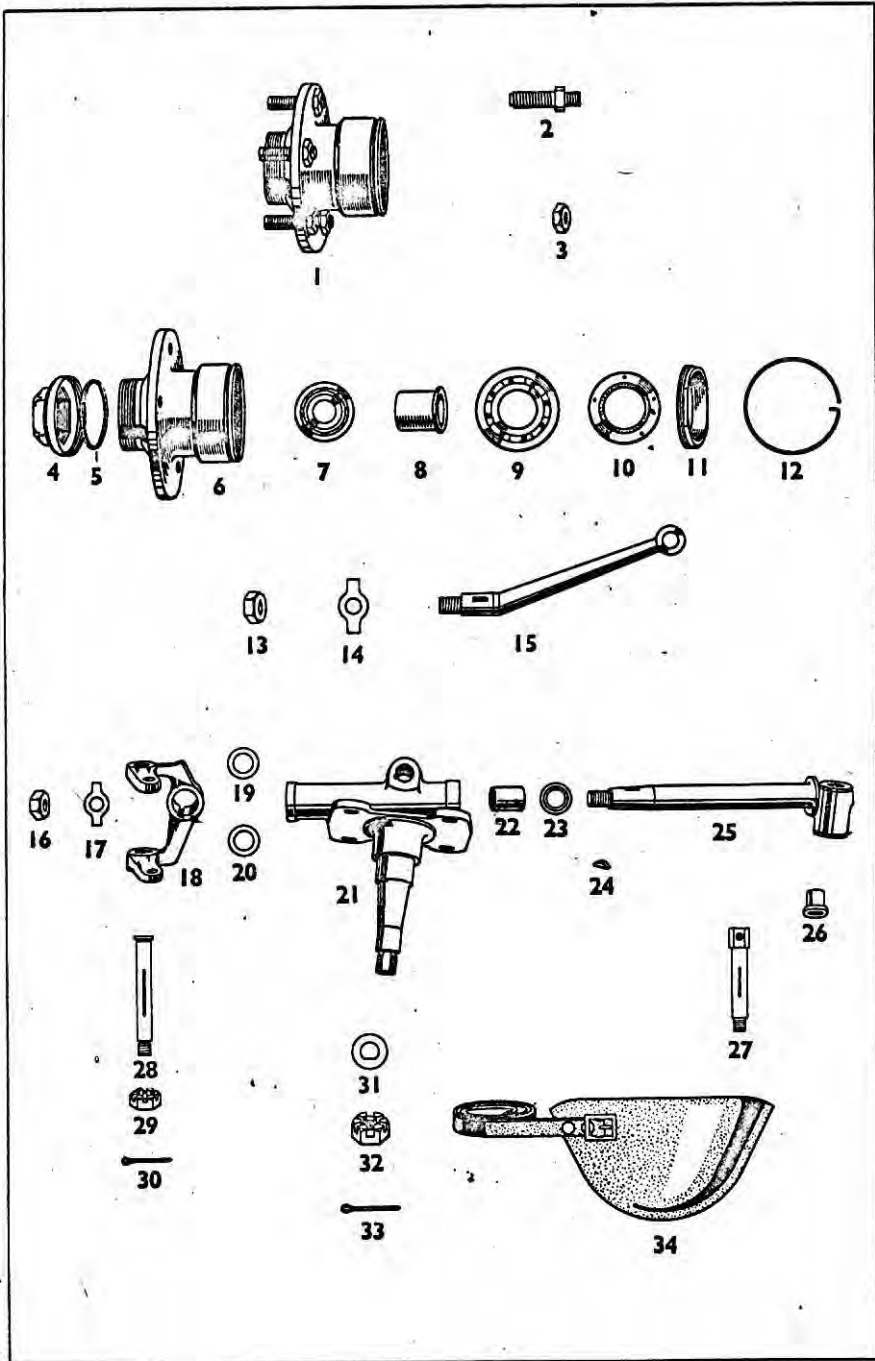
# TELESCOPIC FRONT SHOCK ABSORBER R.H. AND L.H.



TELESCOPIC FRONT SHOCK ABSORBER R.H. AND L.H.

Part No.	Item	Description	No. off per car
N.420451	1	Cork Plug.	2
FN214/K	2	Thin Nut 7/8" BSF.	2
N.421861	3	Major Radius Arm.	2
N.420441	4	Ball Race BRM.1-1/8"	2
N.722005	5	Actuating Shaft.	2
N.722002/A	6	Bracket L.H.	1
N.722002/B	-	Bracket R.H.	1
FN105/K	7	Nut 5/16" BSF.	16
N.420471	8	Tabwasher.	16
N.722008	9	Stud 5/16" BSF.	16
FB.107/14D	10	Bolt 7/16" BSF.	4
AGS.585/G	11	Spring Washer 7/16" dia.	8
FN.107/K	12	Nut 7/16" BSF.	8
N.722006	13	Stud 7/16" BSF.	4
N.722004	14	Bearing Sleeve.	2
N.420391	15	Ball Race BRM 1".	2
N.722009	16	Joint Washer.	4
N.420251	17	Oil Seal Ring (rubber).	4
N.722003	18	End Cover.	4
N.422491	19	Minor Radius Arm.	2
N.420361	20	Oil Seal Ring.	2
N.420411	21	Special Washer.	2
N.420291	22	Lock Washer.	4
N.420181	23	Domed Nut.	2
N.420091	24	Valve Cap.	2
N.420401	25	Fibre Washer.	2
FB.106/27D	26	Bolt 3/8" BSF.	2
N.722038	27	Telescopic Shock Absorber, Newton and Bernet.	2
N.722014	28	Distance Piece.	4
N.722016	29	Distance Tube.	2
-	30	Plain Washer 3/8".	4
FN.406/L	31	Slotted Nut 3/8" BSF.	4
-	32	Split Pin 1/16" dia. x 1" long.	4
FB.106/30D	33	Bolt 3/8" BSF.	2
N.722015	34	Distance Tube.	2
N.722017	35	Distance Piece.	4
FB.106/10D	36	Bolt 3/8" BSF.	2
-	37	Shakeproof Washer 3/8" 1220 Code Bear.	2
FN.106/L	38	Nut 3/8" BSF.	2

# HUB AND STUB AXLE ASSEMBLY R.H. AND L.H.



HUB AND STUB AXLE ASSEMBLY R.H. AND L.H.

Part No.	Item	Description	No. off per car
N.421441	1	Wheel Hub R.H., complete with Studs.	1
N.421061	-	Wheel Hub L.H., complete with Studs.	1
N.422161	2	Stud-Wheel.	10
FN208/K	3	Nut.	10
N.421141	4	Dust Cap for Hub.	2
N.422601	5	Dust Cap Gasket.	2
N.421451	6	Wheel Hub R.H.	1
N.421071	-	Wheel Hub L.H.	1
N.421321	7	Ball Race. Outer (small).	2
N.421121	8	Distance Piece between Ball Races	2
N.421301	9	Ball Race. Inner (large).	2
N.422891	10	Oil Sealing Ring.	2
N.421461	11	Retaining Nut R.H. (Inner Ball Race).	1
N.421101	-	Retaining Nut L.H. (Inner Ball Race).	1
N.421111	12	Locking Ring for Retaining Nut.	2
FN110/K	13	Plain Nut 5/8" BSF.	2
N.421271	14	Tabwasher 5/8" Dia.	2
N.422371	15	Steering Arm R.H.	1
N.422861	-	Steering Arm L.H.	1
FN109/K	16	Plain Nut 9/16" BSF.	2
N.421281	17	Tabwasher 9/16" Dia.	2
N.722011	18	Bottom Bracket L.H.	1
N.722012	-	Bottom Bracket R.H.	1
N.421201	19	Shim (between Stub Axle and Bottom Bracket .010" thick).	As req'd
N.421211	20	Shim (between Stub Axle and Bottom Bracket .005" thick).	As req'd
N.421421	21	Stub Axle R.H. (complete with bushes).	1
N.421031	-	Stub Axle L.H. (complete with bushes).	1
N.421051	22	Bush for Stub Axle.	4
N.421191	23	Thrust Washer for Swivel Pin.	4
N.422291	24	Key - Std. Woodruff BS.30.	4
N.421471	25	Swivel Pin R.H. (complete with bushes).	1
N.421151	-	Swivel Pin L.H. (complete with bushes).	1
N.421181	26	Bush for Swivel Pin.	4



## HUB AND STUB AXLE ASSEMBLY R.H. AND L.H.

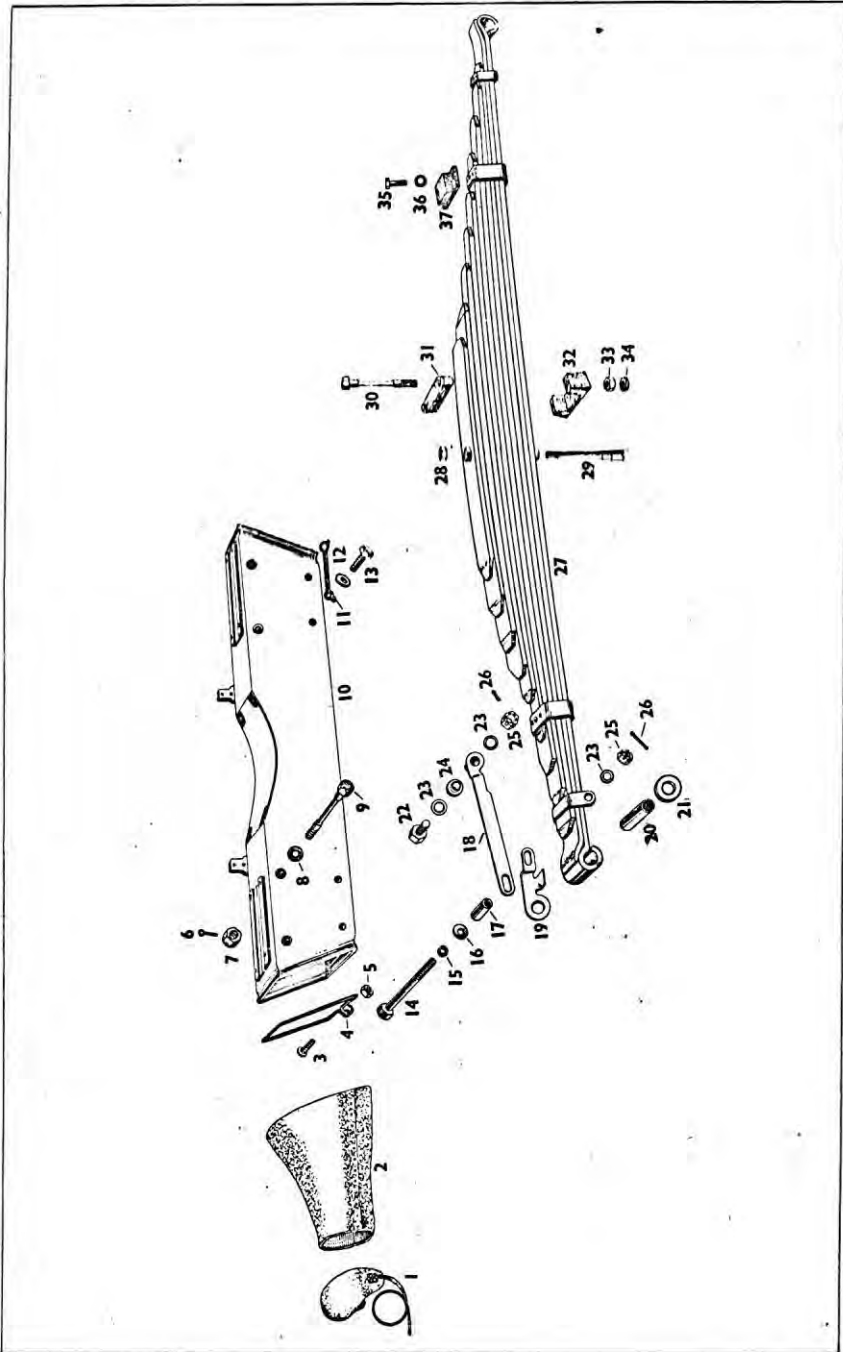
Part No.	Item	Description	No. off per car
N.421901	27	Top Pin.	2
N.421921	28	Bottom Pin.	2
FN408/K	29	Nut 1/2" BSF slotted.	4
-	30	Split Pin 3/32" x 1-1/4".	6
N.421131	31	Special Washer.	2
FN411/K	32	Nut - slotted 11/16" BSF.	2
	33	Split Pin 1-1/2" x 1/8" Dia. MS	2
N.422071	34	Gaiter for Radius Arm R.H.	1
N.422101	-	Gaiter for Radius Arm L.H.	1

---

FRONT SUSPENSION. CROSS MEMBER  
AND SPRING

---

FRONT SUSPENSION. CROSS MEMBER AND SPRING



**FRONT SUSPENSION. CROSS MEMBER AND SPRING**

Part No.	Item	Description	No. off per car
N.422051	1	Gaiter for Spring End L.H.	1
N.422011	-	Gaiter for Spring End R.H.	1
N.421941	2	Gaiter for Spring Leaves.	2
-	3	Screw $\frac{1}{4}$ " BSF., Rd.Hd. M.S. 2" long.	2
N.421891	4	Clip.	2
FN.104/K	5	Nut $\frac{1}{4}$ " BSF.	2
-	6	Split Pin $\frac{3}{32}$ " Dia. x $1\frac{1}{4}$ " long.	4
FN.408/L	7	Slotted Nut.	4
-	8	Washer $\frac{1}{2}$ " Plain.	4
N.422761	9	Bolt.	4
N.422501	10	Cross Member No.1 Assembly.	1
N.422201	11	Tabwasher.	2
-	12	Shakeproof Washer $\frac{1}{2}$ " Dia. Code Beaver.	4
FS/108/6D	13	Setscrew $\frac{1}{2}$ " BSF.	4
FB/105/30D	14	Bolt $\frac{5}{16}$ " BSF.	2
AGS.586/G	15	Double Coil Spring Washer $\frac{7}{16}$ ".	2
-	16	Washer $\frac{7}{16}$ ".	2
N.422851	17	Distance Piece.	2
N.422831-B	18	Safety Strap L.H.	1
N.422831-A	-	Safety Strap R.H.	1
N.422121	19	Safety Link L.H.	1
N.422131	-	Safety Link R.H.	1
N.421821/2	20	Spring Bush.	2
N.422961-1	21	Washer .113 Thickness - Front Transverse Spring.	2
N.422961-2	-	Washer .120 Thickness - Front Transverse Spring.	-
N.422961-3	-	Washer .127 Thickness - Front Transverse Spring.	-
N.422961-4	-	Washer .134 Thickness - Front Transverse Spring.	-
FBS.105/9D	22	Bolt $\frac{5}{16}$ " BSF.	2
-	23	Plain Washer $\frac{5}{16}$ ".	8
N.422841	24	Distance Piece.	2
FN.405/K	25	Slotted Nut $\frac{5}{16}$ ".	4
-	26	Split Pin $\frac{1}{16}$ " Dia. x 1" Long.	4
N.422661	27	Front Transverse Spring.	1
FN.106/L	28	Nut $\frac{3}{8}$ " BSF.	1
N.422881	29	Centre Bolt.	.1
N.421841	30	Bolt - Spring Attachment.	4
N.421831	31	Yoke for Spring.	2

**FRONT SUSPENSION. CROSS MEMBER AND SPRING**

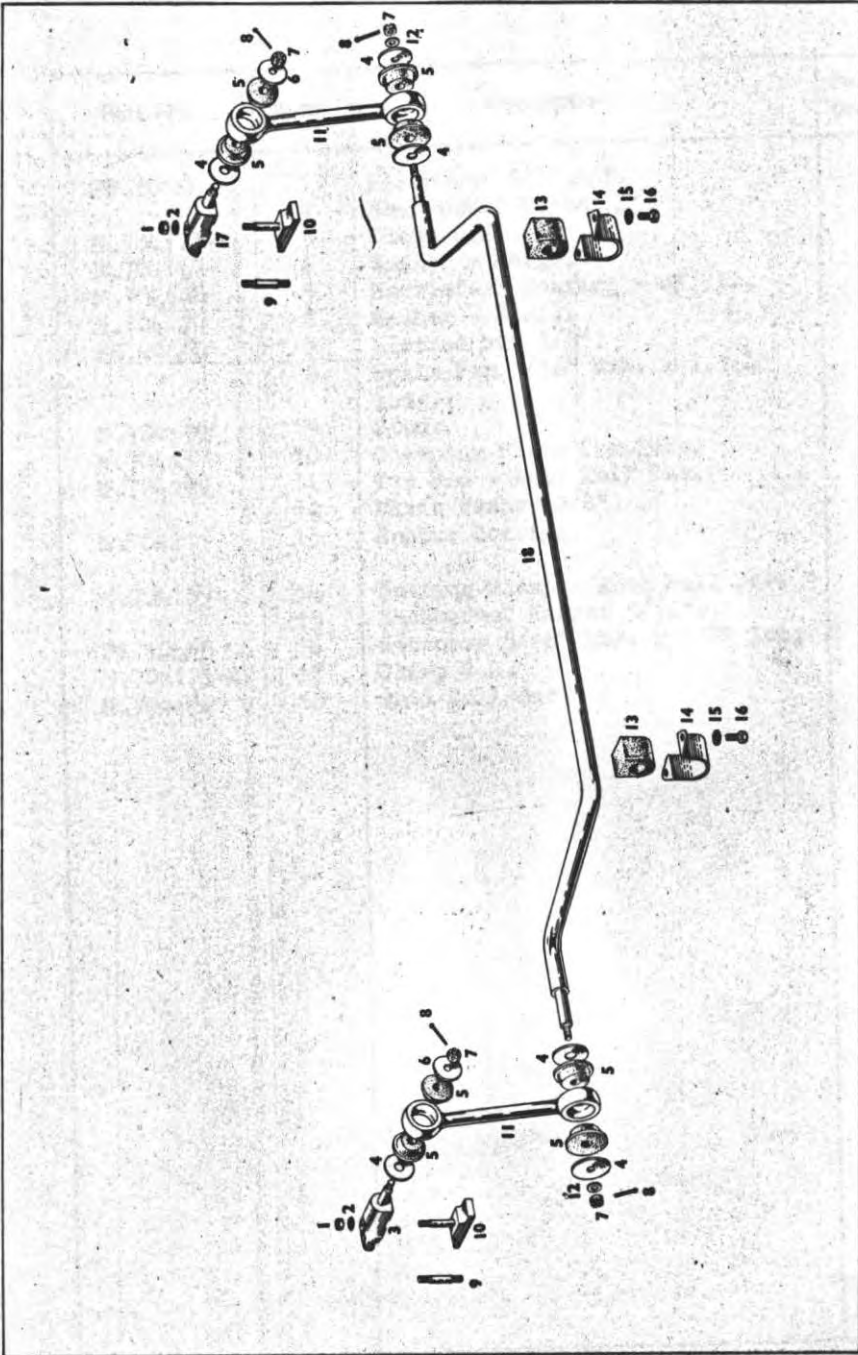
Part No.	Item	Description	No. off per car
N.421811	32	'U' Piece for Spring.	2
FN.107/K	33	Nut, 7/16" BSF. Hex.	4
FN.207/K	34	Locknut 7/16" BSF.	4
-	35	Screw 2 BA., 1/2" Long M.S. Hex. Hd.	4
-	36	Shakeproof Washer 2 BA. 1210A Code Bran.	4
N.421851	37	Rubber Buffer.	2

---

**ANTI ROLL BAR**

---

# ANTI ROLL BAR

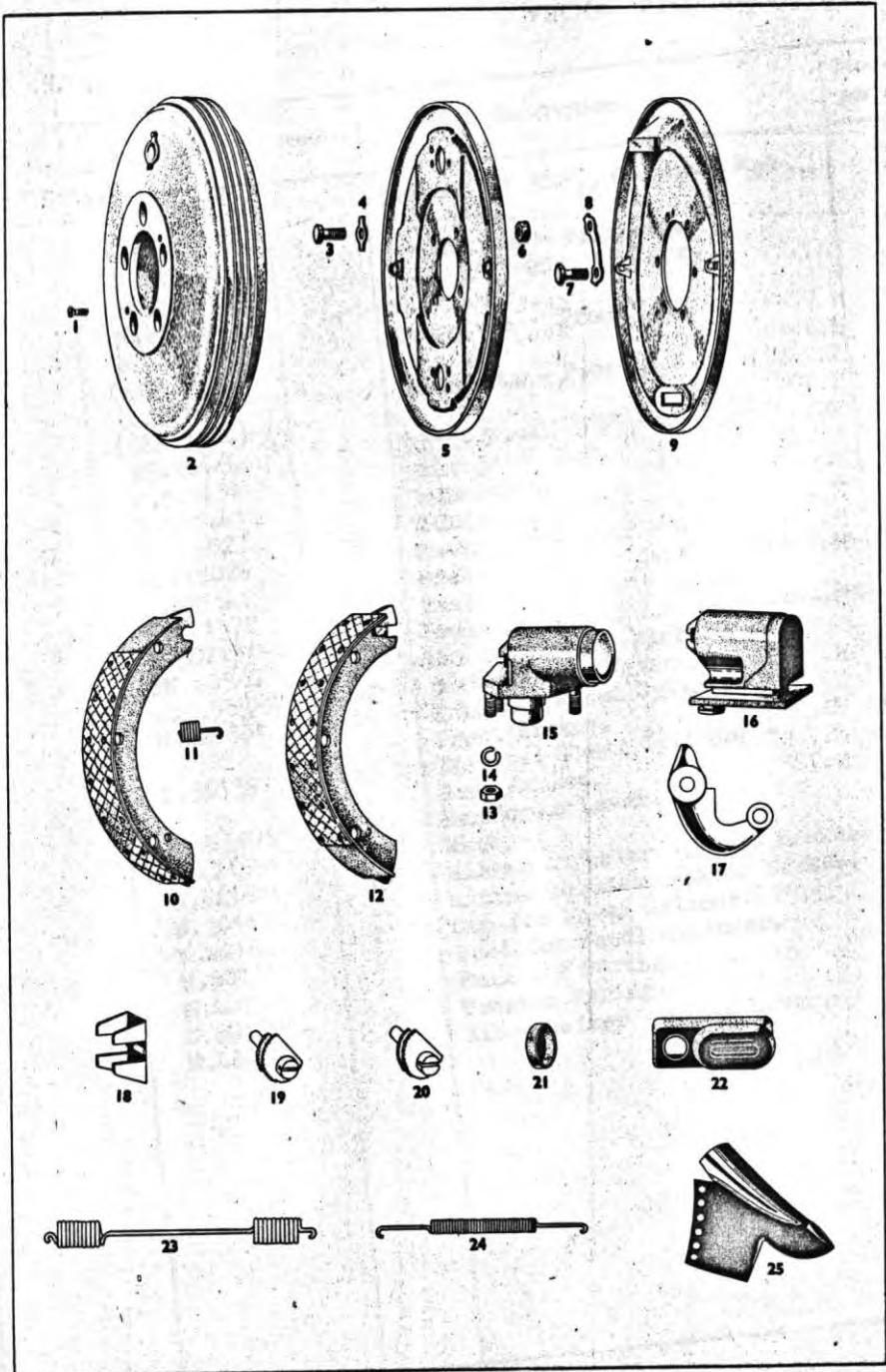


ANTI ROLL BAR

Part No.	Item	Description	No. off per car
FN.106/L	1	Plain Nut 3/8" BSF.	2
-	2	Shakeproof Washer 3/8".	2
N.704173-A	3	Clamp L.H.	1
N.704167	4	Washer - Large.	4
N.704168	5	Harrisflex Bearing - CW.932.	8
N.704170	6	Washer - Small.	4
FN.406/L	7	Slotted Nut 3/8".	4
-	8	Split Pin 1/16" Dia. x 1.1/4" long.	4
N.704159	9	Stud.	2
N.704157	10	Clamping Plate Complete.	2
N.704169	11	Tie Rod - Anti Roll Bar.	2
-	12	Plain Washer 3/8".	2
N.704211	13	Rubber Bearing.	2
N.704155	14	Bearing Clamp - Anti Roll Bar.	2
-	15	Shakeproof Washer 5/16".	4
FS.105/5	16	Setscrew 5/16" BSF. x 5/8" long.	4
N.704173-B	17	Clamp R.H.	1
N.704154	18	Anti Roll Bar.	1



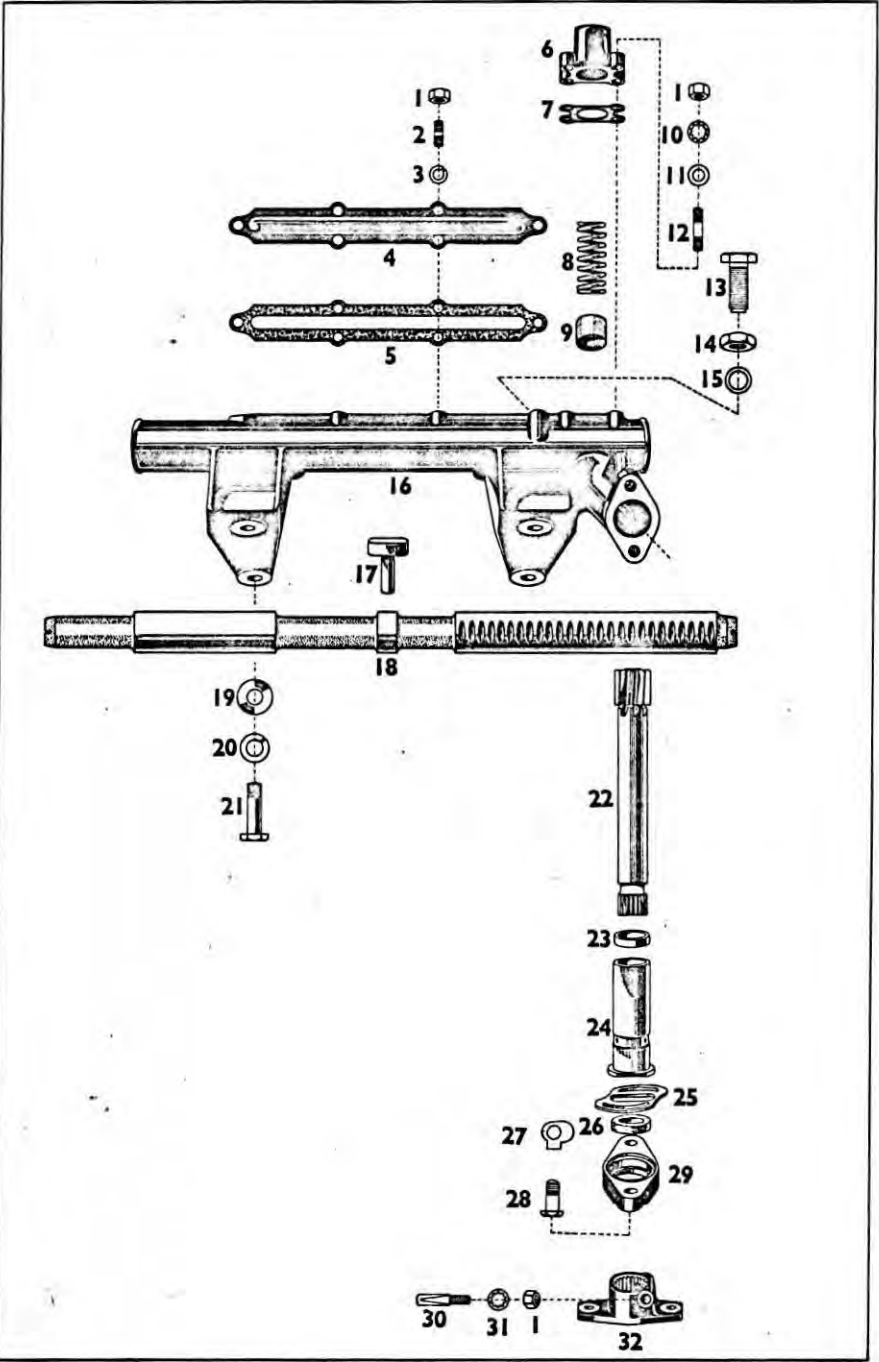
# FRONT AND REAR BRAKES



FRONT AND REAR BRAKES

Part No.	Item	Description	No. off per car
-	1	Screw 1/4" BSF., Csk.Head M.S. 1/2" Long.	8
N.722078	2	Brake Drum - Balanced.	4
FB.106/8D	3	Bolt 3/8" BSF. 1" Long.	8
N.421291	4	Tabwasher.	8
N.421531	5	Backplate - Front L.H.	1
(SKN.1564)			
N.421521	-	Backplate - Front R.H.	1
(SKN.1564)			
FN.106/L	6	Nut - Plain 3/8" BSF.	8
N.501451	7	Bolt 5/16" BSF.	12
N.501441	8	Tabwasher.	6
N.719027	9	Backplate - Rear - L.H.	1
N.719026	-	Backplate - Rear - R.H.	1
N.421541	10	Brake Shoe with Lining - Leading.	6
N.421571	11	Brake Shoe Steady Spring.	8
N.502231	12	Brake Shoe with Lining - Trailing	2
FN.105/L	13	Nut 5/16" BSF. Plain.	12
AGS.585/E	14	5/16" Spring Washer.	12
N.421551	15	Internal Wheel Cylinder - Front Brakes.	4
N.501591	16	Internal Wheel Cylinder - Rear Brakes.	2
N.713078	17	Handbrake Lever.	2
N.421591	18	Mask.	4
N.421581	19	Micram Adjuster - Front Brakes.	2
N.501631	20	Micram Adjuster - Rear Brakes.	2
N.421621	21	Cup for Wheel Cylinder.	6
N.501611	22	Boot for Wheel Cylinder.	2
N.421561	23	Pull off Spring.	6
N.501601	24	Tension Spring.	2
N.460521	25	Elbow Gaiter - Brake Lever.	2

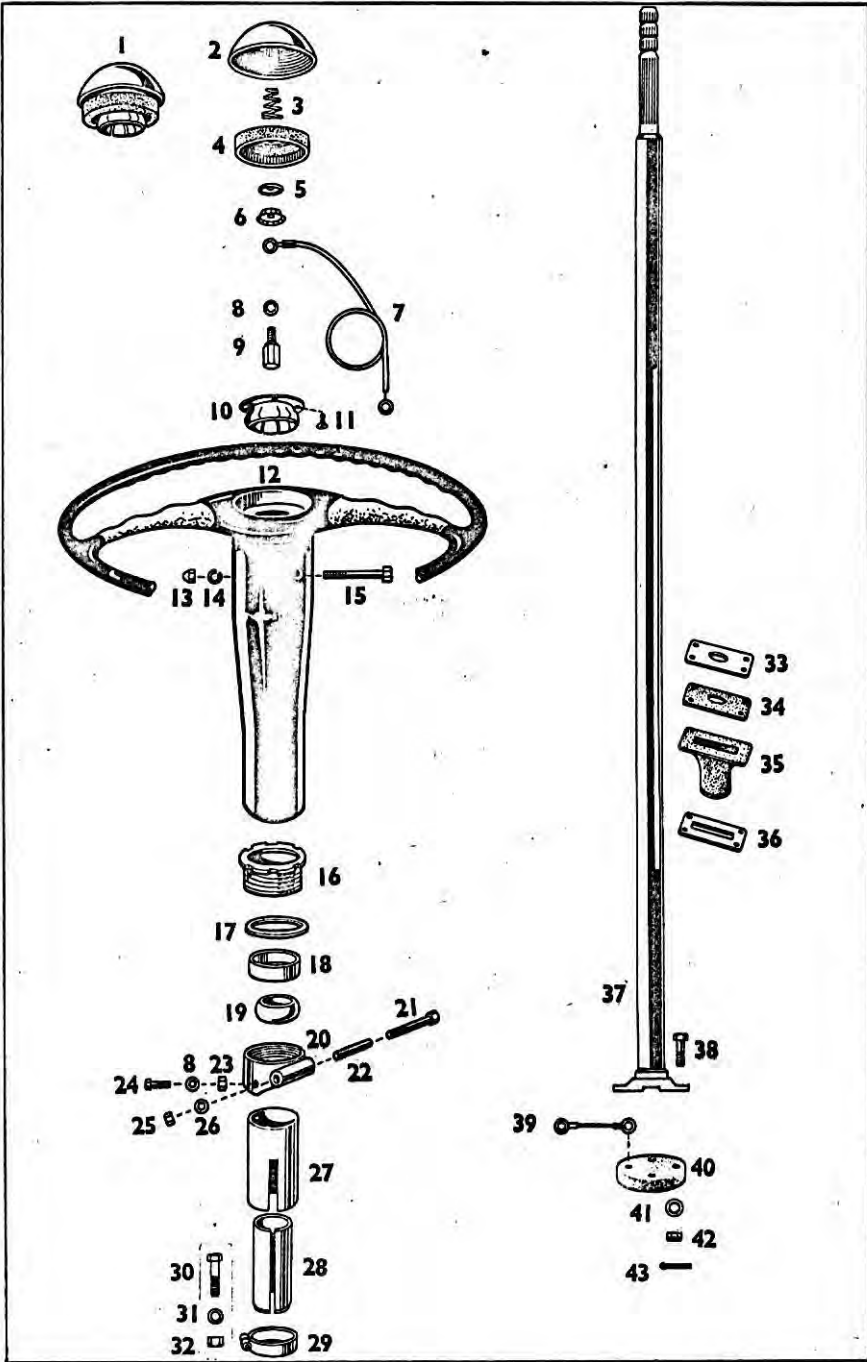
# STEERING BOX. RACK AND PINION



## STEERING BOX. RACK AND PINION

Part No.	Item	Description	No. off per car
N.430011	-	Steering Box Assy. R.H. Drive	1
N.431221	-	Steering Box Assy. L.H. Drive.	-
FN.104/K	1	Nut 1/4" BSF.	11
N.430921	2	Special Stud.	6
-	3	Spring Washer 1/4".	6
N.430061	4	Cover Plate for Locating Bolt.	1
N.430051	5	Gasket- Locating Bolt Cover Plate.	1
N.430211	6	Damper Cap.	1
N.430181	7	Gasket for Damper Cap.	1
N.430951	8	Spring for Pressure Block.	1
N.431101	9	Pressure Block for Damper.	1
-	10	Washer- Shakeproof 1/4" 1214 Code/Bead.	4
-	11	Washer Plain 1/4".	4
N.430171	12	Stud (Attachment Damper Cap).	4
N.430071	13	Bolt (Adjuster for Pinion End clearance).	1
FN.208/K	14	Nut 1/2" BSF.	1
N.430081	15	Gasket. For Adjuster Bolt.	1
N.430021	16	Steering Box R.H. Drive.	1
N.430651	-	Steering Box L.H. Drive.	1
N.430041	17	Locating Bolt for Rack.	1
N.430031	18	Rack R.H. Drive.	1
N.430631	-	Rack L.H. Drive.	1
N.422421	19	Shim.	as req'd
-	20	Spring Washer 7/16" dia.	4
FB.107/14D	21	Bolt 7/16" BSF.	4
N.430111	22	Pinion Shaft R.H. Drive.	1
N.430641	-	Pinion Shaft L.H. Drive.	1
N.430101	23	Thrust Washer for Pinion.	1
N.430091	24	Eccentric Bush for Pinion.	1
N.722039	25	Pinion Adjuster-	1
N.430121	26	Packing Ring for Bush Retainer.	1
N.430141	27	Lock Washer.	2
FB.105/8D	28	Bolt 5/16" BSF.	2
N.722040	29	Retainer for Bush.	1
N.430161	30	Cotter Securing Crosshead.	1
-	31	Washer Shakeproof 1/4" dia. 1114 Code Abduct Type 11.	1
N.430151	32	Crosshead for Pinion Shaft.	1

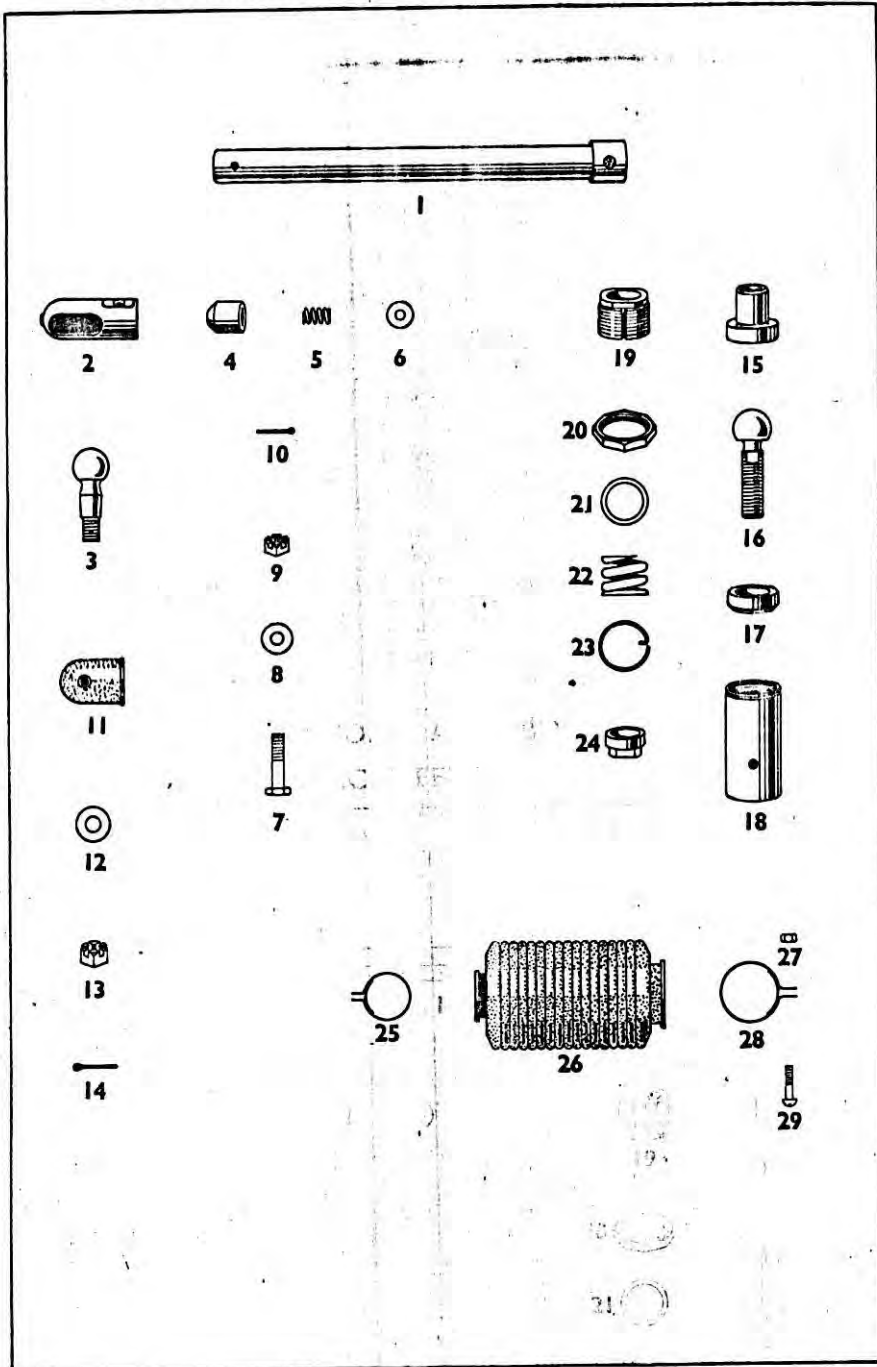
# STEERING COLUMN ASSEMBLY



## STEERING COLUMN ASSEMBLY

Part No.	Item	Description	No. off per car
N.717027	1	Horn Push complete.	1
N.717024	2	Horn Push.	1
N.717014	3	Spring.	1
N.717010	4	Housing for Horn Push.	1
N.717012	5	Contact Cmp.	1
N.717013	6	Contact.	1
-	7	Cable Complete.	1
-	8	4BA Shakeproof Washer.	2
N.717028	9	Special Terminal for Horn Push.	1
-	10	Spring Cup.	1
-	11	Screw 6BA Csk.	4
N.717034	12	Steering Wheel & Fairing Tube.	1
N.717035	13	Domed Nut. (Polished Nickel Chromed).	1
AGS.163/E	14	Double Spring Washer 5/16".	1
N.717029	15	Bolt 5/16" BSF.	1
N.430691	16	Retaining Screw.	1
N.430851	17	Shim.	1
N.430681	18	Bush.	1
N.430671	19	Spherical Housing.	1
N.717031	20	Bracket.	1
FN.105/28D	21	Bolt 5/16" BSF.	1
N.717022	22	Insulating Tube.	1
-	23	Nut 4BA Hex.	1
-	24	Bolt 4BA 3/8" Long.	1
FN.105/L.	25	Nut 5/16" BSF.	1
-	26	Washer 5/16" Shakeproof Ref 1218 Code Bark.	1
N.430711	27	Sleeve.	1
N.430571	28	Insulating Sleeve.	1
N.430841	29	Clip.	1
-	30	Bolt 2BA 1-1/4" long.	1
-	31	Washer 2BA.	1
-	32	Nut 2BA.	1
N.717037	33	Retaining Plate.	1
N.717036	34	Washer.	1
N.717030	35	Draught Excluder.	1
N.717008	36	Draught Excluder Plate.	1
N.717018	37	Steering Column.	1
N.430811	38	Bolt 5/16" BSF.	4
N.430891	39	Earthing Connection.	1
N.430481	40	Flexible Coupling.	1
-	41	Washer 5/16" dia.	4
FN.405/K	42	Nut 5/16" dia. slotted.	4
-	43	Split Pin 1/16" dia. 1" long.	4

# TIE TUBE AND BALL JOINT ASSEMBLY WITH TELESCOPIC SLEEVE

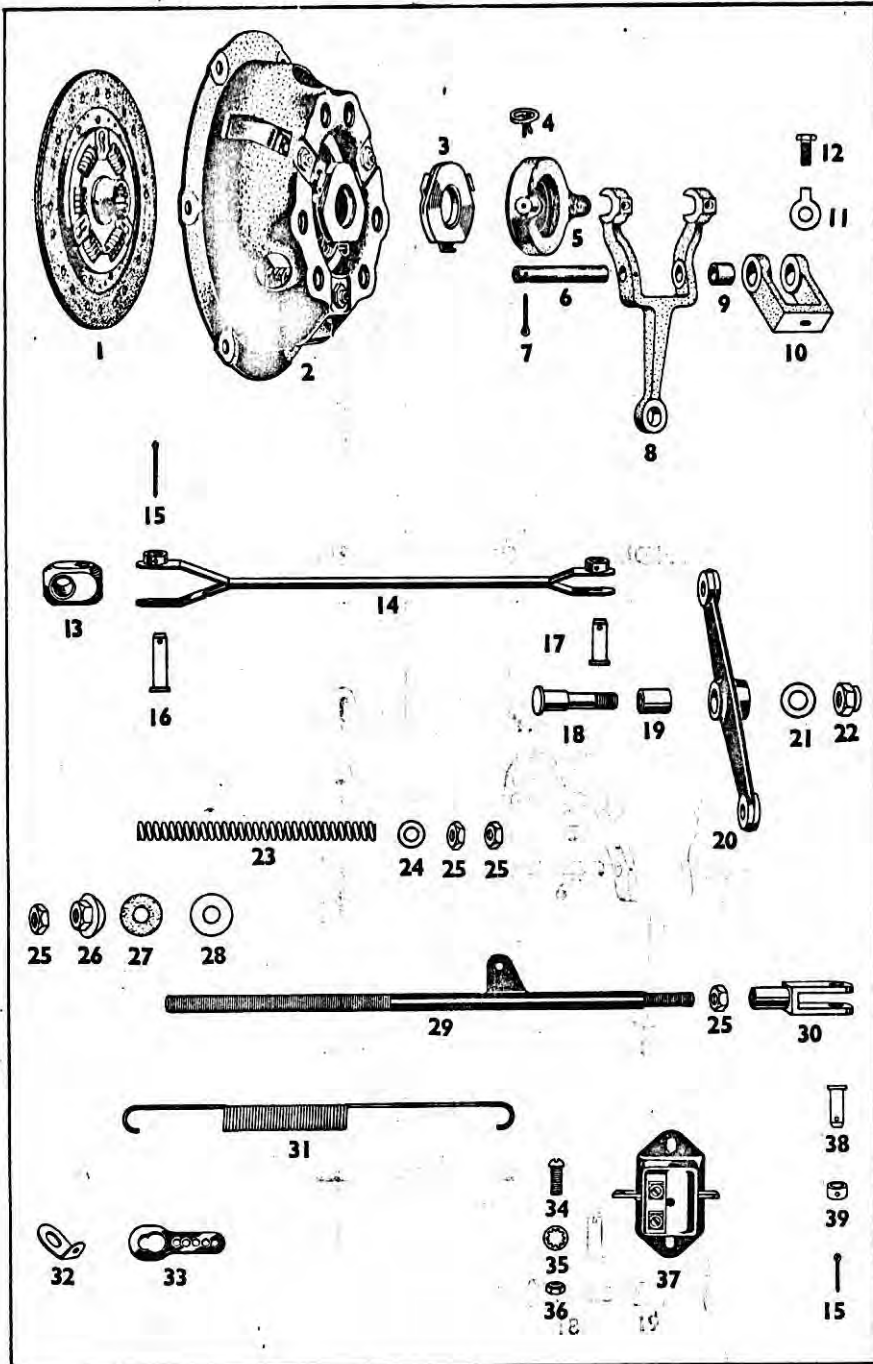


**TIE TUBE AND BALL JOINT ASSEMBLY  
WITH TELESCOPIC SLEEVE**

Part No.	Item	Description	No. off per car
N.704105	-	Tie Tube and Ball Joint Assembly.	2
N.430231	1	Tie Tube.	2
N.704123	2	End Socket (outer).	2
N.430401	3	Ball Bolt (outer).	2
N.430381	4	Socket Bearing (outer).	2
N.430371	5	Spring for Outer Joint.	2
N.430361	6	Shim washers for outer Ball Joint.	as req'd
N.430871	7	Bolt 5/16" BSF.	2
-	8	Washer 5/16" dia. MS.	2
FN405/K	9	Slotted Nut 5/16" dia.	2
-	10	Split Pin 1" x 1/16" dia.	2
N.430411	11	Oil Retaining Sleeve.	2
-	12	Washer 1/2" dia.	2
FN408/K	13	Slotted Nut 1/2" BSF.	2
-	14	Split Pin 3/32" dia. 1.1/4".	2
N.430271	15	Socket Bearing (inner).	2
N.430281	16	Ball Bolt (inner).	2
N.430291	17	Bearing Ring (inner).	2
N.430301	18	Housing (inner).	2
N.430321	19	Special Nut (inner).	2
N.430331	20	Locknut for special nut.	2
N.430941	21	Packing Washer.	2
N.430311	22	Spring (inner).	2
N.430341	23	Locking Ring for special nut.	2
N.430351	24	Locking nut - Tie tube to rack.	2
N.430461	25	Clip-Sleeve to Tie Tube.	2
N.430421	26	Telescopic Sleeve.	2
-	27	Nut 4BA plain MS.	4
N.430431	28	Clip - Sleeve to Box.	2
-	29	Screw 4 BA Rd. Head 7/8" long.	4
N.430221	-	Tie Tube and Ball Joint Assembly with Telescopic Sleeve.	2



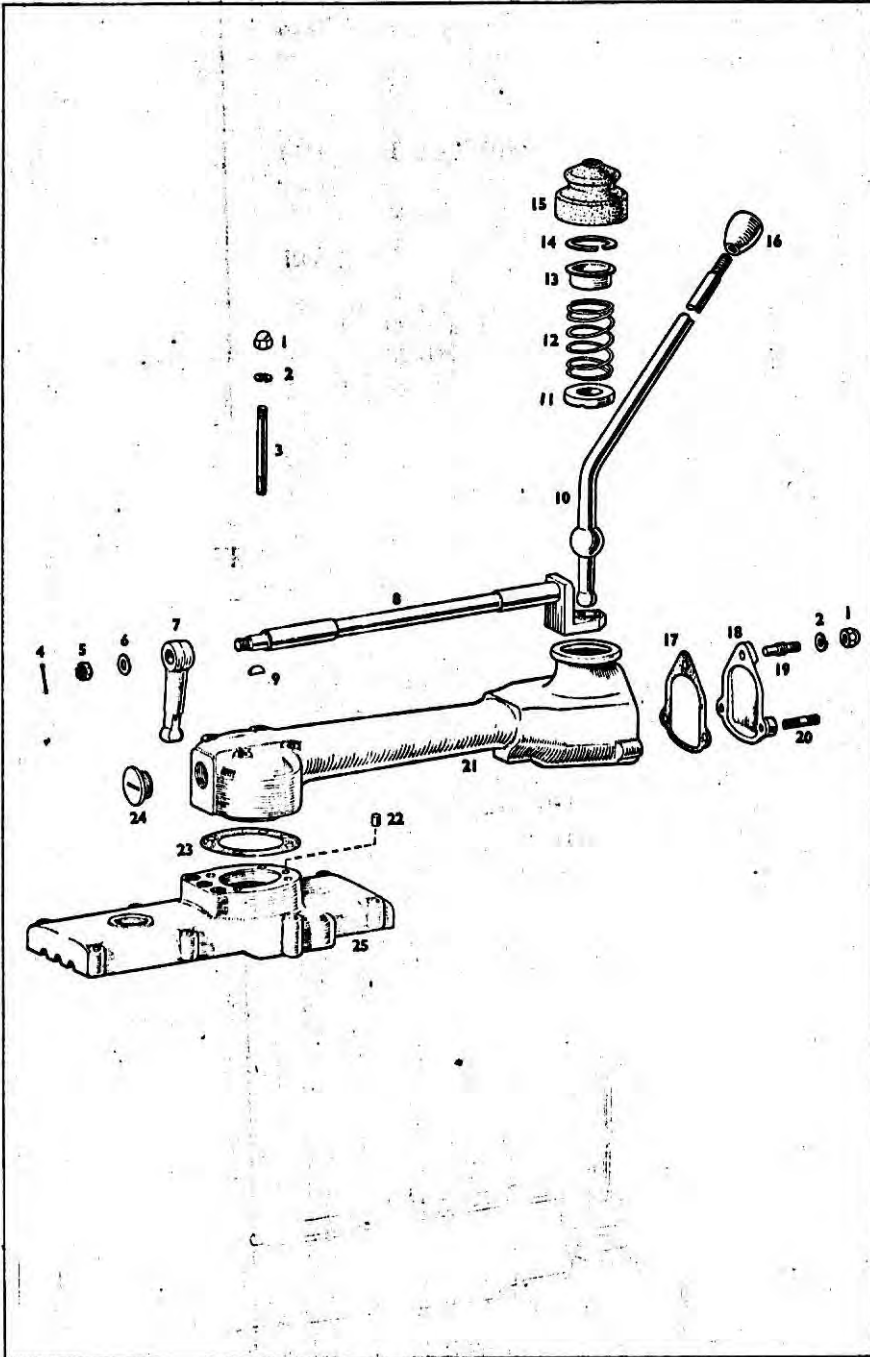
# CLUTCH. CLUTCH ADJUSTMENT AND STOP LIGHT SWITCH



## CLUTCH. CLUTCH ADJUSTMENT AND STOP LIGHT SWITCH

Part No.	Item	Description	No. off per car
N.440910	1	Driven Plate.	1
N.440580	2	Clutch Cover Assembly.	1
N.440100	3	Release Lever Plate.	1
N.440200	4	Release Bearing Retainer.	2
N.440490	5	Release Bearing and Cup Assembly.	1
N.440310	6	Fulcrum Pin.	1
N.D.	7	Split Pin 3/32" Dia. x 1.1/4" Long.	1
N.440291	8	Clutch Operating Lever.	1
N.440300	9	Bush.	1
N.440330	10	Fulcrum Block.	1
N.510900	11	Tabwasher.	1
PS.105/7D	12	Set screw.	1
N.470341	13	Trunnion Block.	1
N.471111	14	Connections Link.	1
N.D.	15	Split Pin 3/32" Dia. x 1" Long.	3
SP4/F16	16	Steel Pin.	1
SP4/F7	17	Steel Pin.	1
N.471151	18	Swivel Pin.	1
N.470581	19	Bearing.	1
N.470501	20	Rocking Lever R.H.	1
-	21	Plain Washer 3/8" Dia.	1
NP/5124/10B	22	Simmonds Pinnacle Nut.	1
N.470491	23	Spring.	1
-	24	Plain Washer 5/16".	1
PN.205/L	25	Locknut.	4
N.471161	26	Spherical Bearing.	1
N.471171	27	Leather Washer.	1
N.471171	28	Washer.	1
N.471131	29	Operating Rod Complete.	1
N.470571	30	Fork End.	1
N.620321	31	Return Spring.	2
N.620331	32	Tabwasher - Clutch Spring.	1
N.470861	33	Link.	1
-	34	Set Screw 2BA., Rd.Hd. x 1/2" Long.	2
-	35	Shakeproof Washer 2BA.	2
-	36	Nut 2BA., Plain.	2
Lucas	37	Stop Light Switch.	1
315725			
SP4/F/10	38	Steel Pin.	1
AGS/899/6	39	Collar.	1

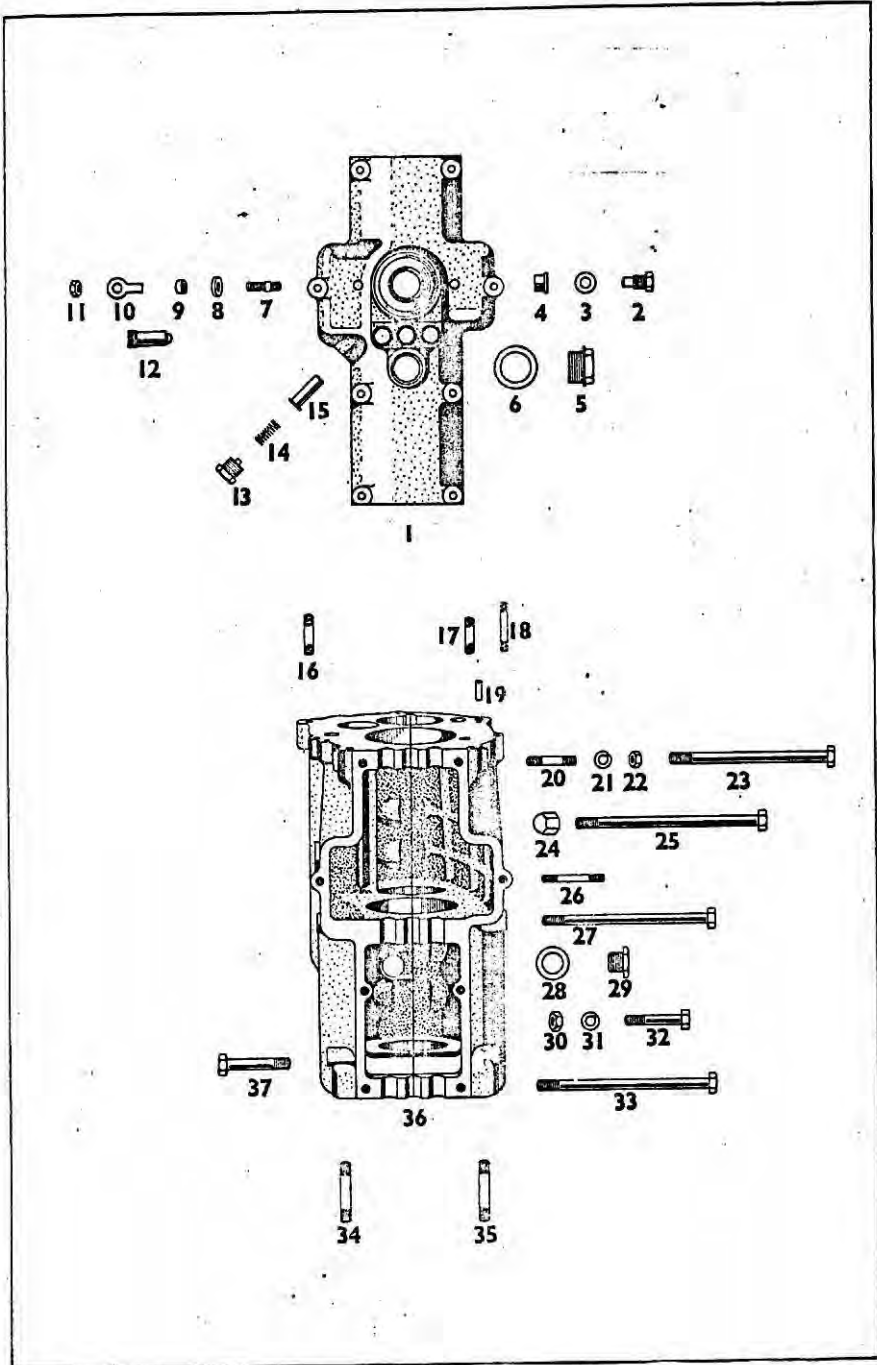
# REMOTE CONTROL



## REMOTE CONTROL

Part No.	Item	Description	No. off per car
N.454250	1	Dome Nut.	7
AGS.585/D	2	1/4" Dia. Spring Washer.	7
N.454540	3	Stud.	4
-	4	Split Pin 1/16" Dia. 3/4" Long.	1
FN.405/L	5	5/16" BSF. Slotted Nut.	1
-	6	5/16" Plain Washer.	1
N.454510	7	Selector Finger.	1
N.455120	8	Rocking Shaft Unit.	1
N.454770	9	Key.	1
N.454560	10	Gear Change Lever.	1
N.454460.	11	Bearing Cup.	1
N.454570	12	Spring.	1
N.454450	13	Retaining Plate.	1
N.453880	14	Circlip.	1
N.455110	15	Dust Excluder.	1
N.704118	16	Gear Lever Knob.	1
N.454070	17	Paper Washer.	1
N.453920	18	Cover Plate.	1
N.454620	19	Stud - Gear Lever Location.	1
N.454030	20	Stud - Turret Cover.	2
N.454530	21	Remote Gear Change Turret.	1
N.453990	22	Dowel.	1
N.454550	23	Joint Washer.	1
N.454520	24	Plug.	1
N.453830	25	Gear Box Cover.	1

# GEARBOX CASING AND COVER

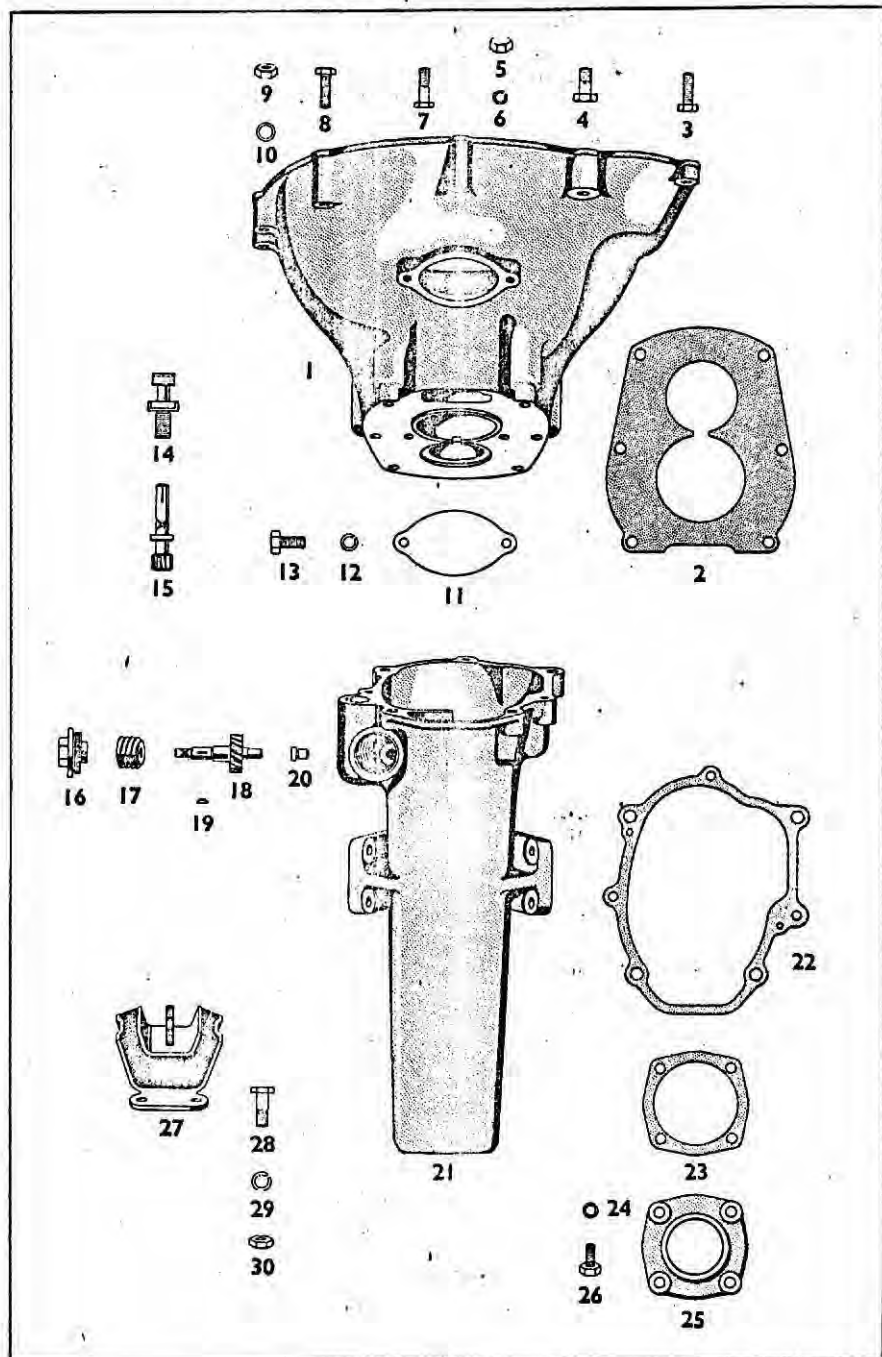


## GEARBOX CASING AND COVER

Part No.	Item	Description	No. off per car
N.450020	1	Gear Box Cover.*	1
N.451740	2	Pivot Screw (Gear Lever).*	2
AGS.162/E	3	Spring Washer (Pivot Screw).*	2
N.450770	4	Screwed Bush.*	2
N.451880	5	Oil Filler Plug.	1
FBS.520	6	Copper Washer (Oil Filler Plug).	1
N.453120	7	Stud 1/4" BSF x 7/8" long.	2
N.450600	8	Distance Washer (Selector Plate).	4
N.450570	9	Distance Tube (Selector Plate).	2
N.450590	10	Tabwasher (Selector Plate).	2
FN.104/L.	11	Nut 1/4" BSF.	2
N.452750	12	Selector Ball Unit.	3
N.450660	13	Set Screw (Spring reverse plunger).	1
N.452270	14	Spring (Reverse plunger).	1
N.450650	15	Reverse Plunger (Selector plate).	1
N.453040	16	Stud (long) 5/16" BSF.	3
N.453070	17	Stud (short) 5/16" BSF for extension bracket.	1
N.453100	18	Stud (short) 1/4" BSF for extension bracket.	1
FBS.379/D5	19	Dowel 3/16" dia.	2
N.453090	20	Stud (long) 1/4" BSF for extension bracket.	8
AGS.585/D	21	Spring Washer.	11
FN.104/L.	22	Nut 1/4".	11
FB.105/41D	23	Bolt 5/16" BSF 5.5/8" long.	2
N.451080	24	Domed Nut.	3
FB.105/49D	25	Bolt 5/16" BSF 6.1/8" long.	2
N.453080	26	Stud (long) 1/4" BSF for gear box cover.	2
FB.105/45D	27	Bolt 5/16" BSF. 5.5/8" long.	1
FBS.517	28	Washer.	2
N.452540	29	Plug 3/8" BSP.	2
FN.105/L	30	Nut 5/16".	20
AGS.585/E	31	Spring Washer.	23
FB.105/16D	32	Bolt 5/16" BSF. 2" long.	5
FB.105/43D	33	Bolt 5/16" BSF. 5.3/8" long.	1
N.453050	34	Stud (short) 5/16" BSF. for clutch casing.	2
N.453060	35	Stud (long) 5/16" BSF. for clutch casing.	4
N.452730	36	Gear Box casing (off side) Paired	1
N.452740	-	Gear Box casing (rear side)	1
N.453110	37	Locating Bolt.	2

\* Not used when Remote Control is fitted.

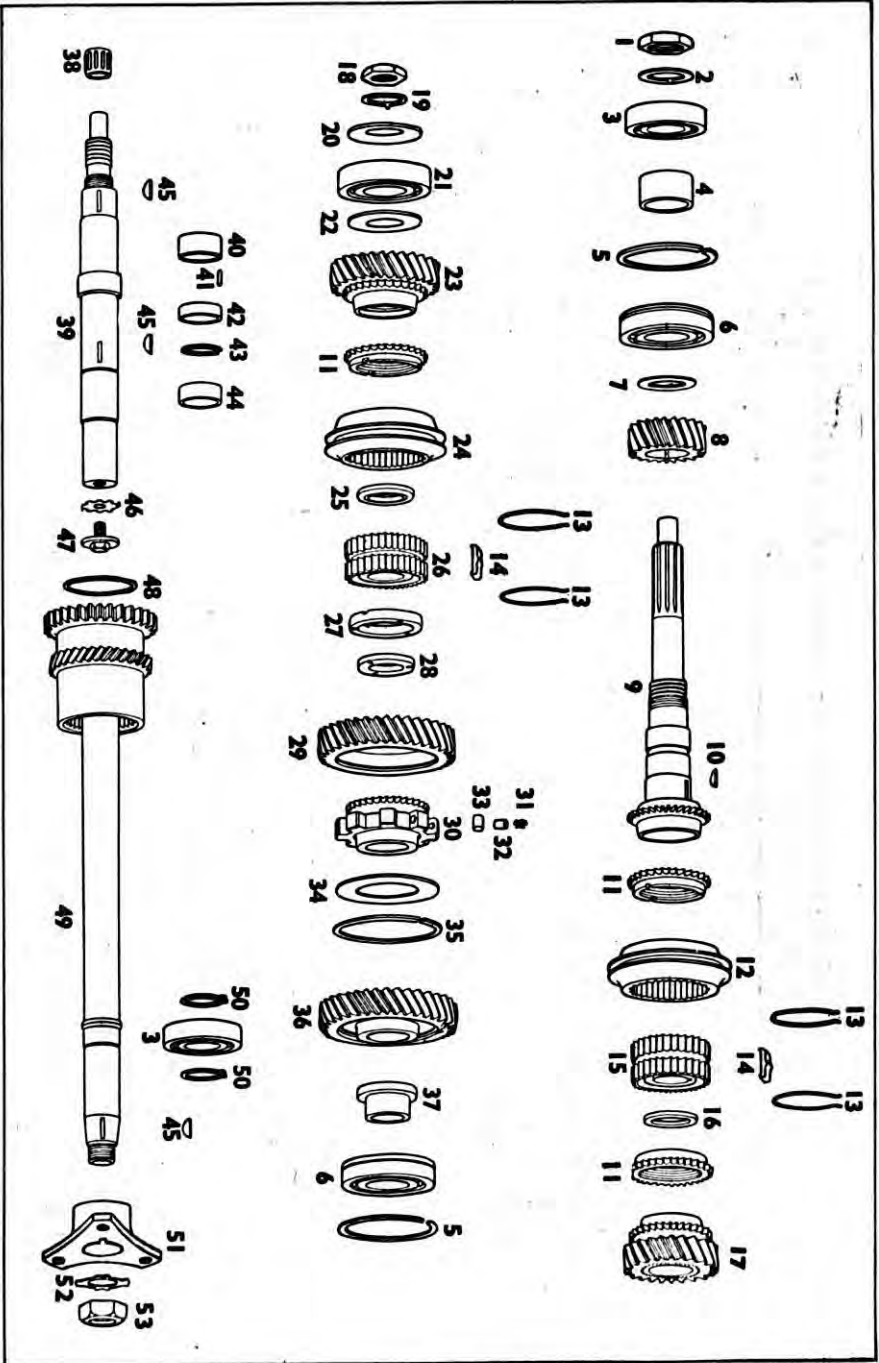
# CLUTCH CASING, GEAR BOX EXTENSION SPEEDOMETER DRIVE



**CLUTCH CASING. GEAR BOX EXTENSION  
SPEEDOMETER DRIVE**

Part No.	Item	Description	No. off per car
N.452760	1	Clutch Casing.	1
N.450010	2	Joint Washer (Gear Box Front).	1
WS.105/10D	3	Setscrew 5/16" BSW.	1
WB.106/22D	4	Bolt 3/8" BSW.	2
WN.105/L	5	But 5/16" BSW.	4
AGS.585/E	6	Spring Washer 5/16".	8
WB.105/21D	7	Bolt 5/16" BSW.	4
WS.105/17D	8	Setscrew 5/16" BSW.	3
WN.106/L	9	Nut 3/8" BSW (Starter).	2
AGS.585/F	10	Spring Washer 3/8" (Starter).	2
N.451750	11	Inspection Port Cover.	1
AGS.585/D	12	Spring Washer.	2
WS.104/3D	13	Setscrew 1/4" BSW.	2
N.451010	14	Union (Speedo Drive).	1
N.451320	15	Gear (Speedo 2nd Redn. Driven).	1
N.451890	16	Cover (Speedo 1st Redn. Shaft).	1
N.451330	17	Worm.	1
N.451350	18	Gear (Speedo 1st Redn. Driven).	1
N.452600	19	Key.	1
N.450400	20	Thrust Pad (Speedo Drive).	2
N.451170	21	Gear Box Extension Unit.	1
N.451190	22	Joint Washer (Gear Box Rear).	1
N.450960	23	Joint Washer (End Plate).	1
AGS.585/D	24	Spring Washer.	4
N.450890	25	End Plate.	1
FS.104/7D	26	Setscrew 1/4" BSW.	4
N.311290	27	Rear Mounting Block.	2
FB.105/8D	28	Bolt 5/16" BSW.	4
AGS.585/E	29	Spring Washer 5/16".	8
FN.105/L	30	Nut 5/16".	8





MAIN SHAFT - B.W./CRS GEARBOX

## MAIN SHAFT - B.W./CRS GEARBOX

Part No.	Item	Description	No. off per car
N.453660	1	Bearing Retaining Nut.	1
N.450810	2	Tabwasher - Drive Shaft.	1
N.452390	3	Bearing - Front Drive Shaft.	2
N.453670	4	Distance Piece - Drive Shaft.	1
N.452720	5	Circlip	1
N.451550	6	Bearing - Drive Shaft.	2
N.453650	7	Distance Washer - Drive Shaft.	1
N.453440	8	Gear.	1
N.453680	9	Drive Shaft.	1
N.453210	10	Woodruff Key.	1
N.453560	11	Synchroniser Blocker Ring.	3
N.453610	12	Sliding Hub 3rd and 4th.	1
N.453020	13	Retaining Ring.	4
N.453030	14	Shifting Plate.	6
N.453600	15	Hub Fixed 3rd and 4th.	1
N.453810-1	16	Thrust Washer 154 thick.	1
N.453810-2	-	Thrust Washer 145 thick.	-
N.453810-3	-	Thrust Washer 136 thick.	-
N.453810-4	-	Thrust Washer 127 thick.	-
N.453810-5	-	Thrust Washer 118 thick.	-
N.453810-6	-	Thrust Washer 109 thick.	-
N.453810-7	-	Thrust Washer 100 thick.	-
N.453570	17	Hub Free 3rd Gear.	1
N.450930	18	Locknut - Mainshaft Front.	1
N.450920	19	Tabwasher.	1
-	20	Thrust Washer - Front - Centre Mainshaft Bearing.	2
N.453800-7	-	Thrust Washer 195 thick.	-
N.453800-8	-	Thrust Washer 190 thick.	-
N.453800-9	-	Thrust Washer 185 thick.	-
N.453800-10	-	Thrust Washer 180 thick.	-
N.453800-11	-	Thrust Washer 175 thick.	-
N.453800-12	-	Thrust Washer 170 thick.	-
N.453800-13	-	Thrust Washer 165 thick.	-
N.453800-14	-	Thrust Washer 160 thick.	-
N.453800-15	-	Thrust Washer 155 thick.	-
N.453800-16	-	Thrust Washer 150 thick.	-
N.453800-17	-	Thrust Washer 145 thick.	-
N.453800-18	-	Thrust Washer 140 thick.	-
N.452420	21	Bearing - Centre Main Shaft.	1
-	22	Thrust Washer - Rear - Centre Mainshaft Bearing.	2
N.453800-1	-	Thrust Washer 225 thick	-

## MAIN SHAFT - B.W./CRS GEARBOX

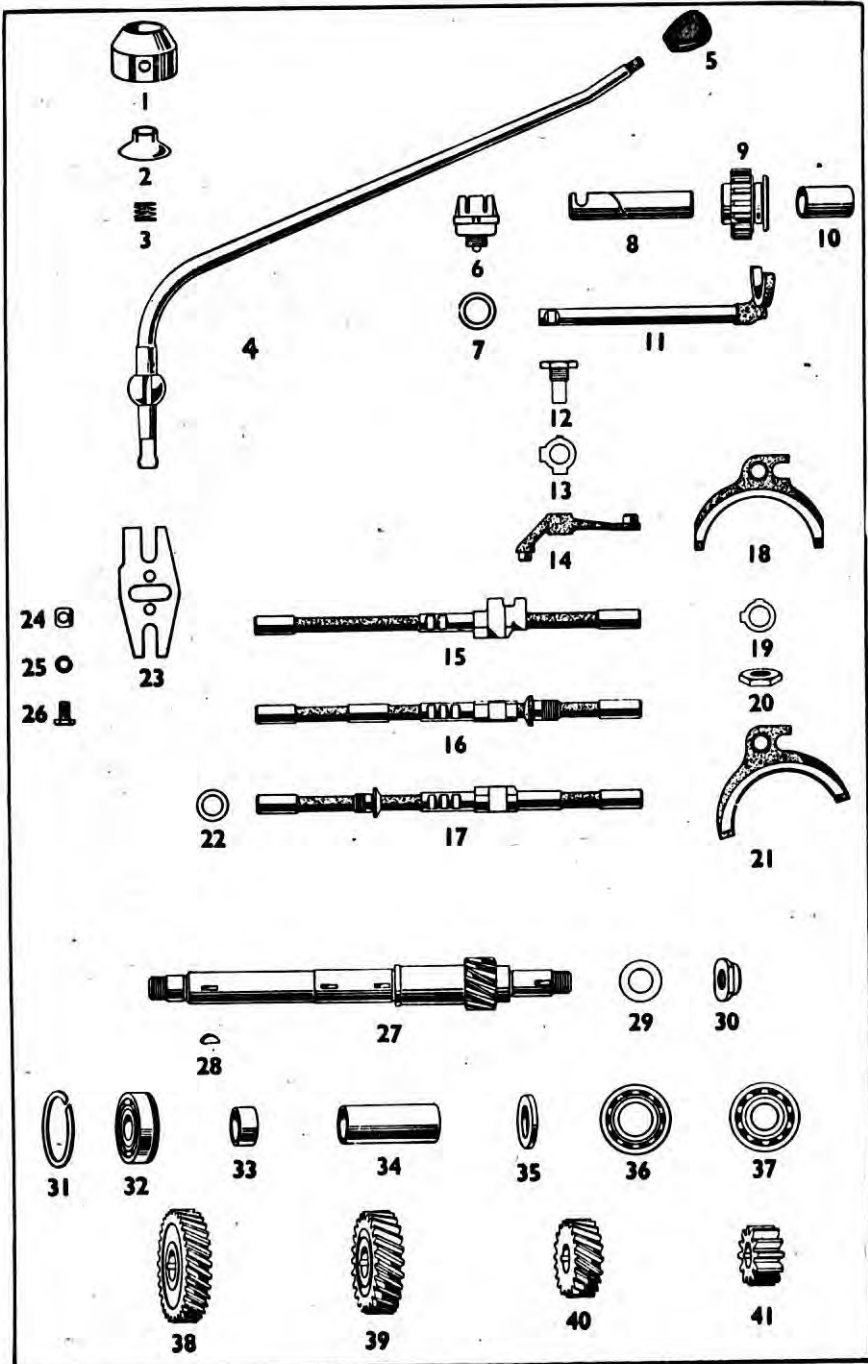
Part No.	Item	Description	No. off per car
N.453800-2	-	Thrust Washer •220 thick.	-
N.453800-3	-	Thrust Washer •215 thick.	-
N.453800-4	-	Thrust Washer •210 thick.	-
N.453800-5	-	Thrust Washer •205 thick.	-
N.453800-6	-	Thrust Washer •200 thick.	-
N.453800-7	-	Thrust Washer •195 thick.	-
N.453800-8	-	Thrust Washer •190 thick.	-
N.453800-9	-	Thrust Washer •185 thick.	-
N.453800-10	-	Thrust Washer •180 thick.	-
N.453800-11	-	Thrust Washer •175 thick.	-
N.453540	23	Hub Free 2nd Gear.	1
N.453550	24	Sliding Hub - 1st and 2nd.	1
N.452840	25	Thrust Washer.	1
N.453590	26	Hub Fixed 1st and 2nd.	1
N.452900	27	Distance Washer.	1
N.452890	28	Thrust Washer.	1
N.452820	29	Gear - Freewheel Mainshaft 1st.	1
N.452870	30	Free Wheel Hub - Mainshaft 1st.	1
N.450630	31	Spring - Freewheel.	8
N.451260	32	Plunger - Freewheel.	8
N.451300	33	Roller - Freewheel.	8
N.451230	34	Roller Retaining Plate.	1
N.451250	35	Retaining Ring.	1
N.453710	36	Freewheel Assembly.	1
N.451830	37	Bush - Bearing Location.	1
N.450520	38	Needle Roller Bearing.	1
N.453000	39	Main Driving Shaft Unit.	1
N.453360	40	Distance Piece.	1
N.452410	41	Needle Roller.	240
N.453380	42	Distance Piece.	1
N.451910	43	Circlip - Mainshaft.	1
N.453370	44	Distance Piece.	1
N.453220	45	Woodruff Key.	3
N.451730	46	Tabwasher.	1
N.450790	47	Nut Retaining Mainshaft.	1
N.451180	48	Retaining Ring.	1
N.450330/ SEL/A1	49	Hub Reverse and Speeds.	1
N.452620	50	Bearing Retaining Ring.	2
N.704201	51	Companion Flange.	1
N.451600	52	Tabwasher.	1
N.451610	53	Retaining Nut Coupling.	1

---

**GEAR CHANGE AND LAYSHAFT**

---

# GEAR CHANGE AND LAYSHAFT



## GEAR CHANGE AND LAYSHAFT

Part No.	Item	Description	No. off per car
N.450990	1	Ball Cover. *	1
N.450780	2	Ball Cover Inner (Gear Lever). *	1
N.450830	3	Retaining Spring (Gear Lever). *	1
N.453620	4	Gear Change Lever. *	1
N.704118	5	Gear Change Lever Knob.	1
Lucas			
515500-45	6	Reverse Light Switch.	1
N.452560	7	Washer (Reverse Light Switch).	1
N.451000	8	Spindle (Reverse Gear Idler).	1
N.451160	9	Reverse Gear (Idler) with Bush.	1
N.450750	10	Bush (Reverse Gear Idler).	1
N.450360	11	Fork Selector (Reverse).	1
N.450860	12	Pivot Pin.	1
N.452060	13	Tabwasher.	1
N.450430	14	Fulcrum Lever (Reverse).	1
N.450180	15	Selector Shaft (Reverse).	1
N.453630	16	Selector Shaft (1st & 2nd).	1
N.453640	17	Selector Shaft (3rd & 4th).	1
N.452380	18	Fork (Selector 1st & 2nd).	1
N.451720	19	Tabwasher.	2
N.450670	20	Nut (Fork Retaining).	2
N.450530	21	Fork (Selector 3rd & 4th).	1
N.452660	22	Distance Washer Thickness .020" (Selector Fork).	1
N.452670		Distance Washer Thickness .030" (Selector Fork).	1
N.452680		Distance Washer Thickness .040" (Selector Fork).	1
N.450560	23	Selector Plate.	1
N.450580	24	Guide Block.	2
AGS.585/D	25	Spring Washer.	2
N.452780	26	Setscrew 1/4" BSF.	2
N.450301	27	Layshaft.	1
N.453230	28	Key.	4
N.450480	29	Tabwasher.	2
N.450320	30	Nut.	2
N.452710	31	Circlip.	1
N.451530	32	Bearing (Front).	1
N.450690	33	Distance Piece (Short).	1
N.450700	34	Distance Piece (Long).	1
N.453740	35	Spacing Washer.	2
N.453730	36	Roller Bearing.	1
N.452440	37	Bearing.	1

\* Not used when Remote Control is fitted.

## GEAR CHANGE AND LAYSHAFT

Part No.	Item	Description	No. off per car
N.453430	38	Gear (Layshaft Driving).	1
N.453460	39	Gear (Layshaft 3rd).	1
N.450270	40	Gear (Layshaft 2nd).	1
N.450440	41	Gear (Reverse).	1

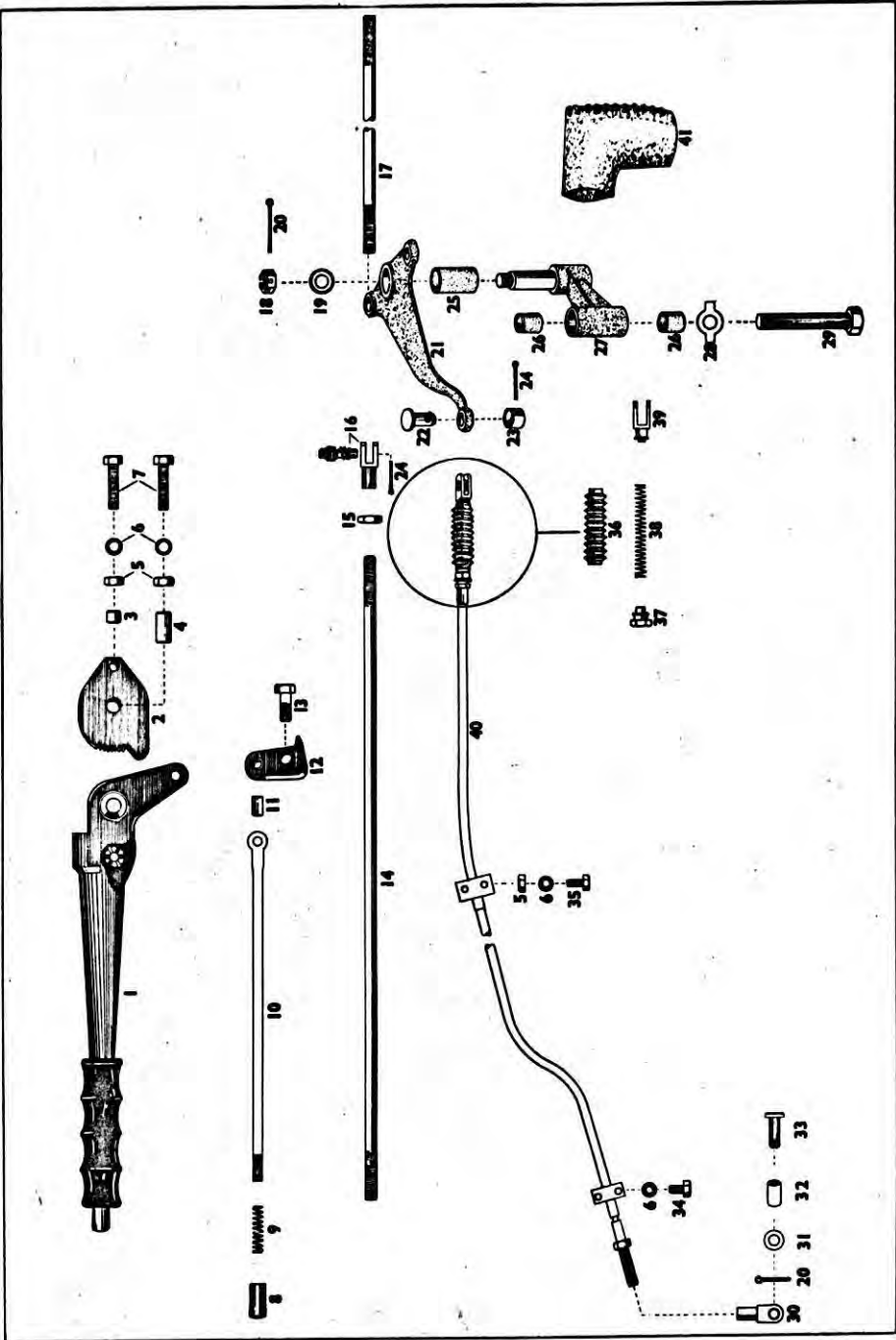
---

**HANDBRAKE AND HANDBRAKE CONTROL**

---



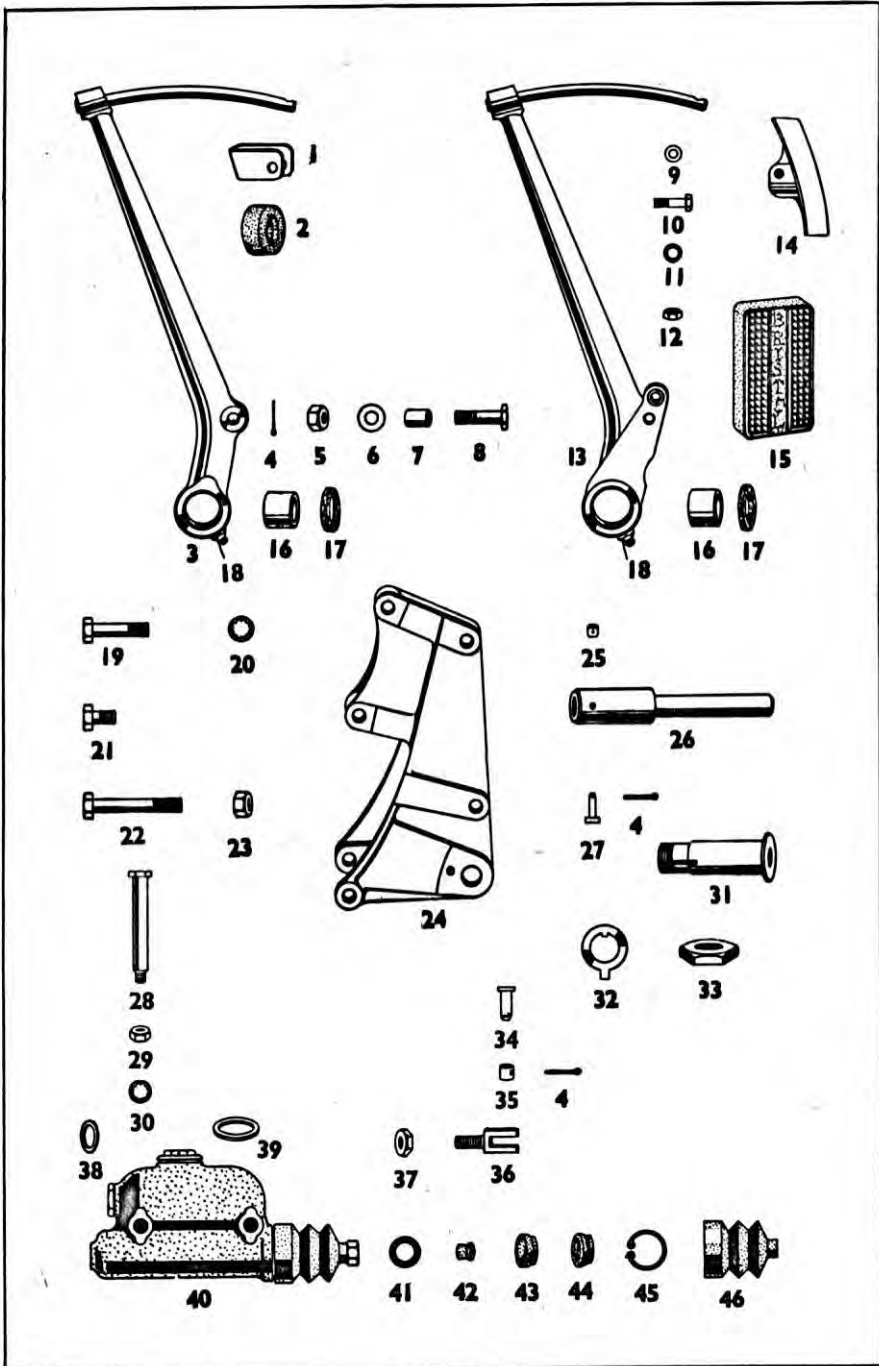
# HANDBRAKE AND HANDBRAKE CONTROL



## HANDBRAKE AND HANDBRAKE CONTROL

Part No.	Item	Description	No. off per car
N.713023	1	Handbrake Lever Assy.	1
N.713046	2	Handbrake Ratchet.	1
N.713025	3	Distance Piece.	2
N.713019	4	Pivot.	1
FN.104/K	5	Nut 1/4" BSF.	3
-	6	1/4" Shakeproof Washer 1214 Code Bead.	4
FS.104/7D	7	Setscrew 1/4" BSF.	2
N.713047	8	Pawl Rod Knob.	1
N.713048	9	Pawl Return Spring.	1
N.713049	10	Pawl Rod.	1
N.713050	11	Pawl Rod Pin.	1
N.713051	12	Handbrake Pawl.	1
N.713052	13	Pawl Pivot Bolt.	1
N.719009	14	Brake Rod R.H.	1
FN.205/K	15	Locknut 5/16" BSF.	4
N.719011	16	Fork End, Pin and Spring.	4
N.719008	17	Brake Rod L.H.	1
FN.405/K	18	Nut 5/16" BSF Slotted.	1
AGS.160/E	19	Washer 5/16" Dia.	1
-	20	Split Pin 1/16" Dia. x 1" Long.	2
N.719005	21	Lever Brake Operating.	1
SP.4F11	22	Shackle Pin.	1
AGS.899/6	23	Collar.	1
-	24	Split Pin 3/32" Dia. x 3/4" Long.	2
N.719010	25	Bush.	1
N.502051	26	Bush.	2
N.719006	27	Compensating Lever.	1
AGS.195/4	28	Tabwasher.	1
N.502091	29	Bolt 3/8" BSF.	1
N.713069	30	Fork End.	1
-	31	Washer 1/4" Dia.	1
N.713021	32	Distance Piece.	1
N.713020	33	Pin.	1
FS.104/4D	34	Setscrew 1/4" BSF.	1
FS.104/5D	35	Setscrew 1/4" BSF.	1
N.460591	36	Rubber Sleeve.	1
N.460621	37	Screwed Sleeve.	1
SKN.3063	38	Spring.	1
N.460601	39	Fork End.	1
N.713079	40	Handbrake Control.	1
N.460661	41	Elbow Gaiter.	1

# FOOT BRAKE AND CLUTCH PEDAL ASSEMBLY



## FOOT BRAKE AND CLUTCH PEDAL ASSEMBLY

Part No.	Item	Description	No. off per car
N.713064	1	Clutch Pedal Stop Plate.	1
N.713061	2	Rubber Stop.	2
N.713063	3	Clutch Lever R.H.D. Less Rubber Stop & Pedal Pad.	1
N.713066	-	Clutch Lever L.H.D. less Rubber Stop & Pedal Pad.	1
-	4	Split Pin 1/16" Dia. x 1" long.	3
FN.406/L	5	Nut 3/8" BSF.	1
-	6	Washer 3/8" Plain MS.	1
N.470181	7	Distance Piece.	1
N.470171	8	Special Bolt.	1
-	9	Washer 1/4" Plain MS.	2
FB.104/9D	10	Bolt 1/4" BSF 1-1/8" long.	2
-	11	Washer Shakeproof 1/4" Dia.	2
FN.104/L.	12	Nut 1/4" BSF.	2
N.713060	13	Foot Brake Lever RH Drive. less Rubber Stop & Pedal Pad.	1
N.713067	-	Foot Brake Lever LH Drive. less Rubber Stop & Pedal Pad.	1
N.470111	14	Pedal Pad.	2
N.470591	15	Rubber Pad.	2
N.471250	16	Bearing.	4
N.471231	17	Felt Washer.	4
N.471240	18	Grease Nipple (Teccolemit H.30).	2
FB.106/18D	19	Bolt 3/8" BSF.	1
-	20	Washer- Shakeproof 3/8" dia.	3
FB.106/10D	21	Bolt 3/8" BSF.	1
FB.106/26D	22	Bolt 3/8" BSF.	1
FN.106/K	23	Nut 3/8" BSF.	1
N.713058	24	Pedal Cradle.	1
AGS.899/2	25	Collar.	1
N.470211	26	Pedal Bearing Pin.	1
S.P.4/B/9	27	Steel Pin 5/16" Dia.	1
N.470251	28	Special Bolt.	2
FN.205/K	29	Nut 5/16" BSF.	2
-	30	Washer Shakeproof 5/16" BSF.	2
N.470101	31	Pedal Sleeve Bearing.	1
N.470111	32	Tabwasher.	1
N.470121	33	Special Nut.	1
SP.4/E/12	34	Steel Pin 5/16" Dia.	1
AGS.899/6	35	Collar.	1
N.713062	36	Fork.	1
FN.206/K	37	Locknut 3/8" BSF.	1

## FOOT BRAKE AND CLUTCH PEDAL ASSEMBLY

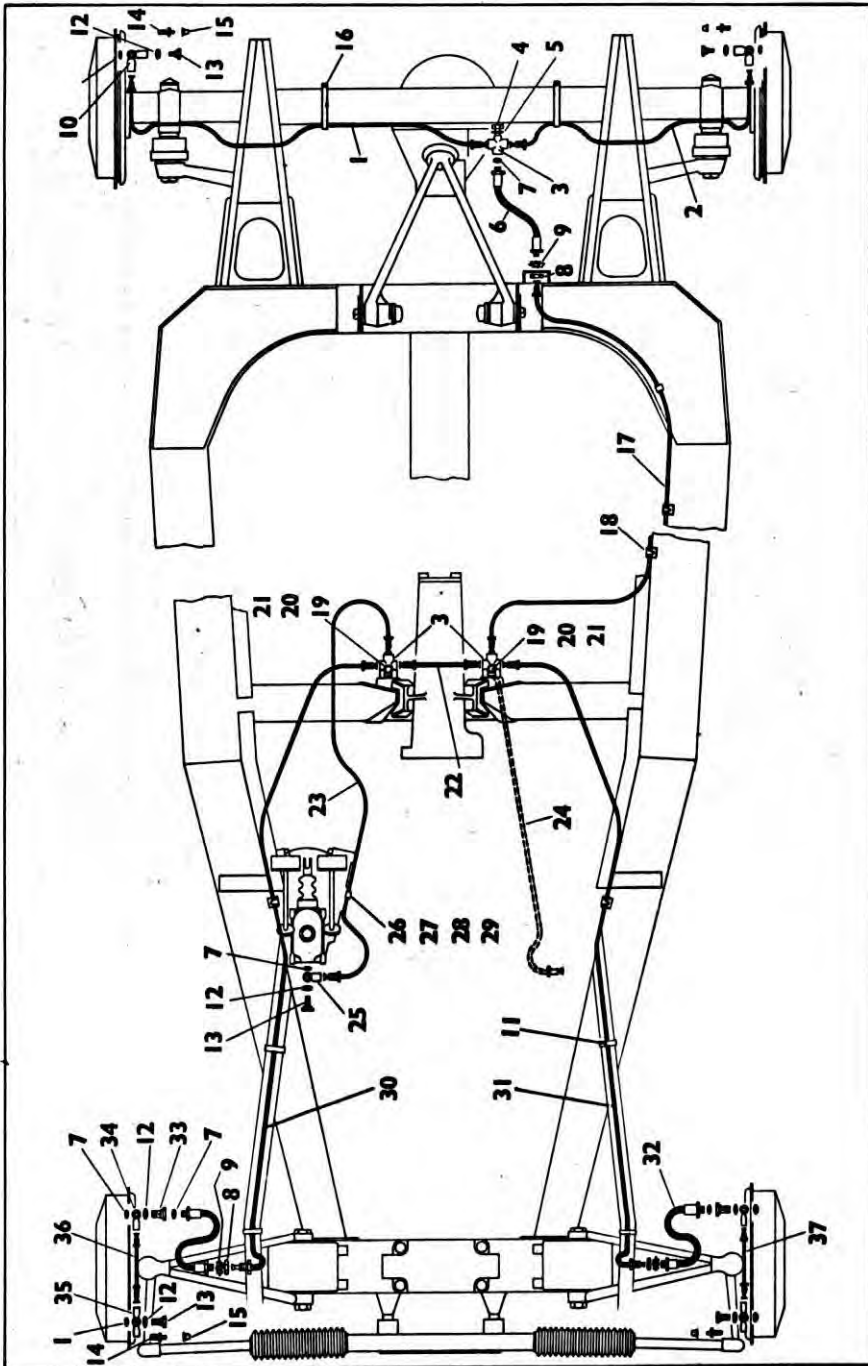
Part No.	Item	Description	No. off per car
N.470891	38	Gasket for Master Cylinder.	1
N.470971	39	Gasket for Master Cylinder.	1.
N.470561	40	Integral Tank Master Cylinder.	1
N.470951	41	Valve Washer for Master Cylinder.	1
N.470941	42	Valve Cup for Master Cylinder.	1
N.470911	43	Cup for Master Cylinder.	1
N.470921	44	Secondary Cup for Master Cylinder.	1
N.470961	45	Circlip for Master Cylinder.	1
N.470931	46	Bolt for Master Cylinder.	1

---

## HYDRAULIC BRAKE SYSTEM

---

# HYDRAULIC BRAKE SYSTEM




## HYDRAULIC BRAKE SYSTEM

Part No.	Item	Description	No. off per car
N.713015-2	1	Pipe Rear 3-Way to R.H.	1
N.713015-1	-	Pipe Rear 3-Way to L.H.	1
N.470741	3	3-Way Union.	3
FB.106/4D	4	Bolt 3/8" BSF 1/2" Long.	1
-	5	Shakeproof Washer 3/8" Dia.	1
N.470891	6	Rubber Hose - Rear.	1
N.470771	7	Gasket.	6
N.470811	8	Special Nut 5/8".	3
N.470821	9	Spring Washer 5/8".	3
N.470751	10	Banjo Connection.	2
N.713056	11	Clip.	2
N.470781	12	Gasket.	3
N.470791	13	Bolt for Banjo Connection.	3
N.470831	14	Bleeder Screw.	4
N.471091	15	Cover for Bleeder Screw.	4
N.470761	16	Clip Complete.	2
N.470621	17	Pipe Front 3-Way to Rear Hose.	1
N.620571	18	Trimount Fastener.	7
FB.104/10D	19	Bolt 1/4" BSF 1.1/4" Long.	2
FN.104/K	20	Nut 1/4" BSF.	2
-	21	Shakeproof Washer 1/4" Dia.	2
N.470631	22	Pipe Front 3-Way to R/Front 3-Way.	1
N.470641	23	Pipe Master Cylinder to Front 3-Way (R.H.D.).	1
N.470991	24	Pipe Master Cylinder to Front 3-Way (L.H.D.).	1
N.470711	25	Banjo Connection.	2
N.470871	26	Clip.	1
FB.106/9D	27	Bolt 3/8" BSF 1.1/8" Long.	1
FN.106/K	28	Nut 3/8".	1
-	29	Shakeproof Washer 3/8" Dia.	1
N.703055-B	30	Pipe Front 3-Way to R.H.	1
N.703055-A	31	Pipe Front 3-Way to L.H.	1
N.722037	32	Rubber Hose - Front.	2
N.470801.	33	Bolt for Outlet Fitting.	2
N.470711	34	Outlet Fitting.	2
N.470701	35	Banjo Connection.	2
N.470681	36	Bridge Pipe L.H. and R.H.	2



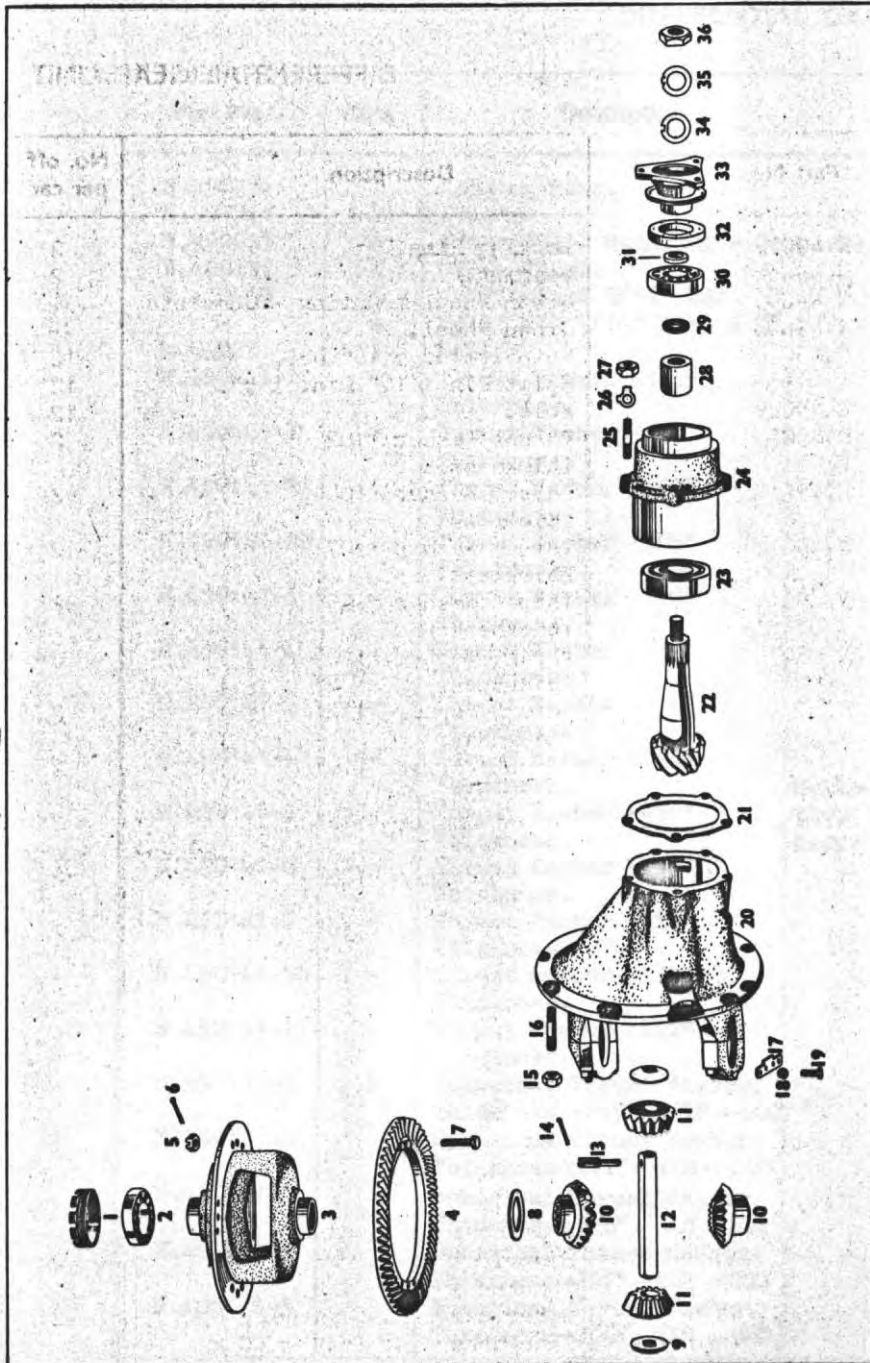
# PROPELLER SHAFT



PROPELLER SHAFT

Part No.	Item	Description	No. off per car
N.704203	1	Tube Assembly.	1
N.704200	2	Coupling.	2
N.704204	3	Tabwasher.	12
N.704205	4	Special Bolt.	12

# DIFFERENTIAL GEAR UNIT



## DIFFERENTIAL GEAR UNIT

Part No.	Item	Description	No. off per car
N.490271	1	Locking Ring.	2
N.490361	2	Bearing.	2
N.490031	3	Crown Wheel Mounting - Complets.	1
N.490231	4	Crown Wheel.	1
N.490460	5	Nut Slotted 5/16" BSF.	12
-	6	Split Pin 1/16" Dia. x 3/4".	12
N.490291	7	Bolt.	12
N.490141-1	8	Thrust Washer •102" Thickness.	2
N.490141-2	-	Thrust Washer •104" Thickness.	2
N.490141-2A	-	Thrust Washer •107" Thickness.	2
N.490141-2B	-	Thrust Washer •105" Thickness.	2
N.490141-3	-	Thrust Washer •110" Thickness.	2
N.490141-4	-	Thrust Washer •112" Thickness.	2
N.490141-5	-	Thrust Washer •114" Thickness.	2
N.490141-6	-	Thrust Washer •116" Thickness.	2
N.490141-7	-	Thrust Washer •125" Thickness.	2
N.490141-8	-	Thrust Washer •130" Thickness.	2
N.490141-9	-	Thrust Washer •118" Thickness.	2
N.490141-10	-	Thrust Washer •120" Thickness.	2
N.490141-11	-	Thrust Washer •122" Thickness.	2
N.490171-1	9	Spherical Thrust Washer. Thickness •219" +.001 - .000	2
N.490171-2	-	Spherical Thrust Washer. Thickness •221" +.001 - .000	2
N.490171-3	-	Spherical Thrust Washer. Thickness •228" +.001 - .000	2
N.490171-4	-	Spherical Thrust Washer. Thickness •231" +.001 - .000	2
N.490171-5	-	Spherical Thrust Washer. Thickness •234" +.001 - .000	2

Selective  
Assy.

# DIFFERENTIAL GEAR UNIT

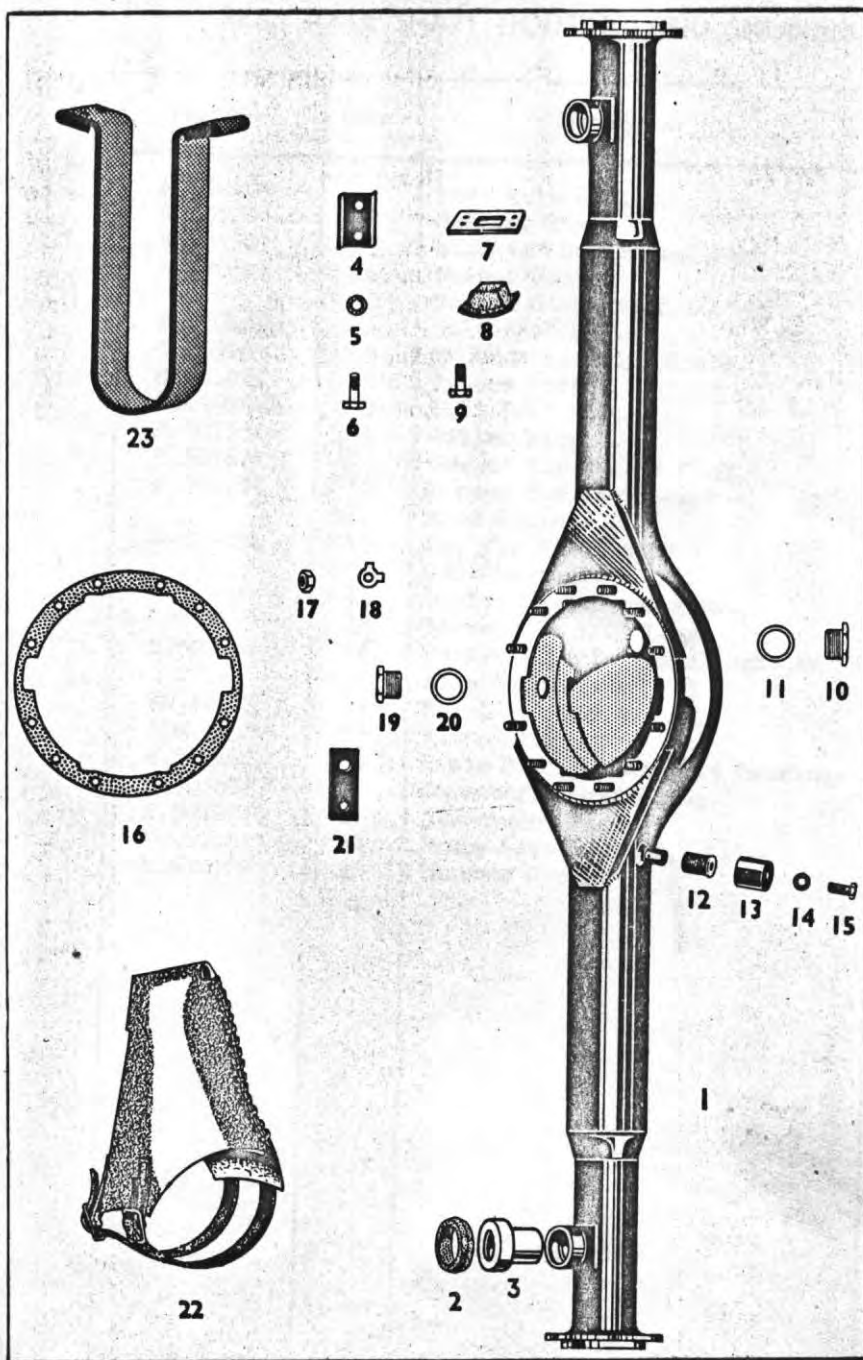
Part No.	Item	Description	No. off per car
N.490051	10	Bevel Gear.	2
N.490061	11	Bevel Pinion.	2
N.490471	12	Gear Spindle.	1
N.490161	13	Lock Pin.	1
-	14	Split Pin 1/16" x 1/2".	1
N.490301	15	Special Nut 7/16" BSF.	4
N.490261	16	Bearing Cap Attachment Stud.	4
N.490131	17	Locking Plate.	2
-	18	Spring Washer 2BA.	2
-	19	Set Screw 2BA Hex Head 1/2" Long.	2
N.721017	20	Differential Gear Housing Complete.	1
N.721007	21	Adjustable Washer.	1
N.490221	22	Driving Pinion.	1
N.721010	23	Taper Roller Bearing.	1
N.721018	24	Bearing Housing.	1
N.721006	25	Stud.	5
N.310380	26	Tabwasher.	5
FN105/L	27	Nut 5/16" BSF.	5
N.721004-1	28	Distance Piece 1.423"	1
N.721004-2		Distance Piece 1.443"	1
N.721004-3		Distance Piece 1.463"	1
N.721014-1	29	Distance Washer. Thickness .200"	1
N.721014-2		Distance Washer. Thickness .202"	1
N.721014-3		Distance Washer. Thickness .204"	1
N.721014-4		Distance Washer. Thickness .206"	1
N.721014-5		Distance Washer. Thickness .208"	1
N.721014-6		Distance Washer. Thickness .210"	1
N.721014-7		Distance Washer. Thickness .212"	1
N.721014-8		Distance Washer. Thickness .214"	1
N.721014-9		Distance Washer. Thickness .216"	1
N.721014-10		Distance Washer. Thickness .218"	1
N.721014-11		Distance Washer. Thickness .220"	1

Selective Assy.

## DIFFERENTIAL GEAR UNIT

Part No.	Item	Description	No. off per car
N.721009	30	Taper Roller Bearing.	1
N.721005	31	Distance Washer.	1
N.721011	32	Oil Seal.	1
N.704206	33	Companion Flange and Dust Seal.	1
N.490201	34	Special Washer.	1
N.490251	35	Tabwasher.	1
FN.212/K	36	Nut Thin 3/4" BSF.	1

# REAR AXLE SHAFT HOUSING AND SNUBBER STRAPS

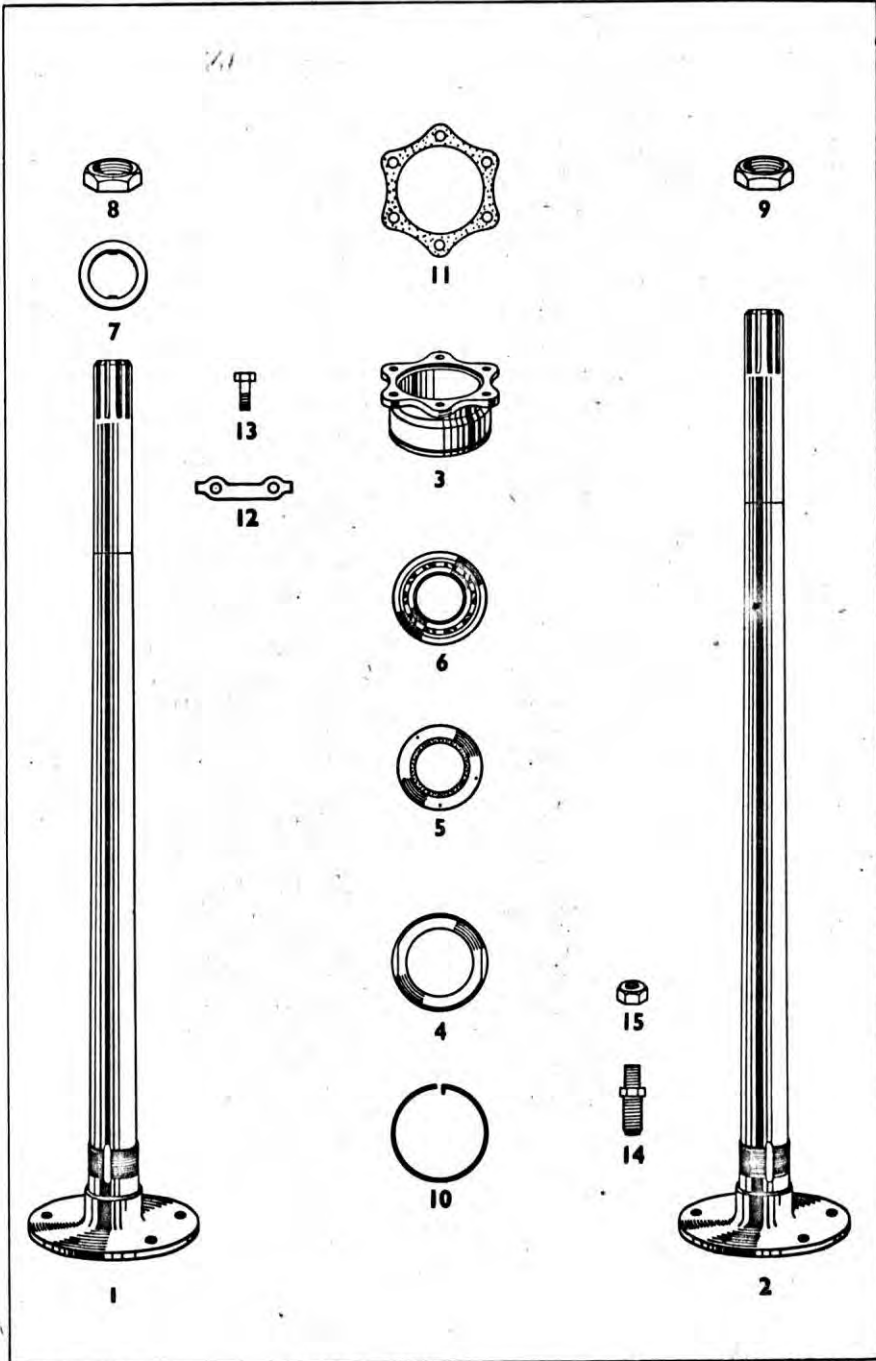


## REAR AXLE SHAFT HOUSING AND SNUBBER STRAPS

Part No.	Item	Description	No. off per car
N.502401	1	Rear Axle Casing.	1
N.501211	2	Sealing Ring.	2
N.501201	3	Bush for Suspension Arm.	2
N.620311	4	Washer Plate.	4
-	5	Washer Shakeproof 1/4" Dia.	16
FB.104/6D	6	Bolt 1/4" BSP.	8
N.703051	7	Snubber Locating Plate.	2
N.704053	8	Rubber Buffer.	2
FS.104/4D	9	Bolt 1/4" BSP.	8
N.501651	10	Filler Plug.	1
N.501671	11	Gasket for Filler Plug.	1
N.501271	12	Screen for Ventilator - Axle Casing.	1
N.501291	13	Cap for Ventilator - Axle Casing.	1
-	14	Washer Shakeproof 2 BA.	1
-	15	Screw 2 BA 1/2" Long.	1
N.502251	16	Gasket - Differential Unit to Axle Housing.	1
FN.105/K	17	Nut 5/16" BSP.	12
AGS.195/2	18	Tabwasher.	12
N.501641	19	Drain Plug - Rear Axle Housing.	1
N.501661	20	Gasket for Drain Plug.	1
N.502071	21	Attachment Plate.	1
N.460451	22	Brake Lever Gaiter.	1
N.620301	23	Snubber Strap.	2



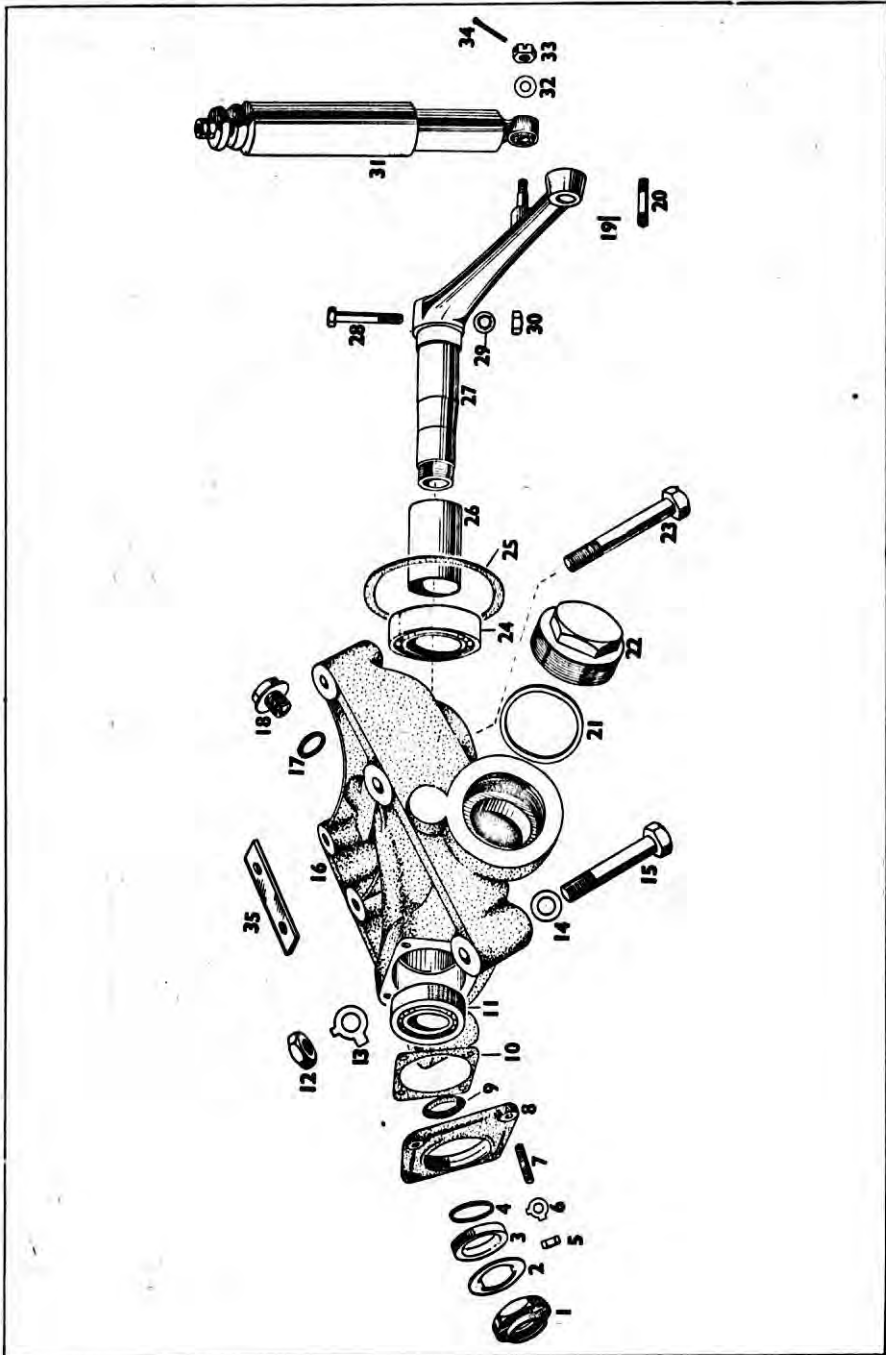
REAR AXLE SHAFT AND BEARING  
HOUSING R.H. AND L.H.



**REAR AXLE SHAFT AND BEARING  
HOUSING R.H. AND L.H.**

Part No.	Item	Description	No. off per car
N.501331	1	Half Shaft L.H. complete with Studs Used up to Chassis 1405.	1
N.501311	2	Half Shaft R.H. complete with Studs Used up to Chassis 1405.	1
N.719041	-	Half Shaft L.H. complete with Studs Used on Chassis 1406 and onwards.	1
N.719042	-	Half Shaft R.H. complete with Studs Used on Chassis 1406 and onwards.	1
N.501421	3	Bearing Housing L.H.	1
N.501411	-	Bearing Housing R.H.	1
N.501391	4	Retaining Ring L.H.	1
N.501381	-	Retaining Ring R.H.	1
N.502261	5	Oil Sealing Ring. Used up to Chassis 1405.	2
N.719039	-	Oil Sealing Ring Used on Chassis 1406 and onwards.	2
N.501501	6	Ball Race.	2
N.501371	7	Lockwasher.	2
N.501361	8	Retaining Nut L.H.	1
N.501351	9	Retaining Nut R.H.	1
N.501401	10	Locking Ring.	2
N.501431	11	Gasket.	4
N.501441	12	Tabwasher.	6
N.501451	13	Bolt.	12
N.422161	14	Stud for Wheel.	10
FN.208/X	15	Nut.	10

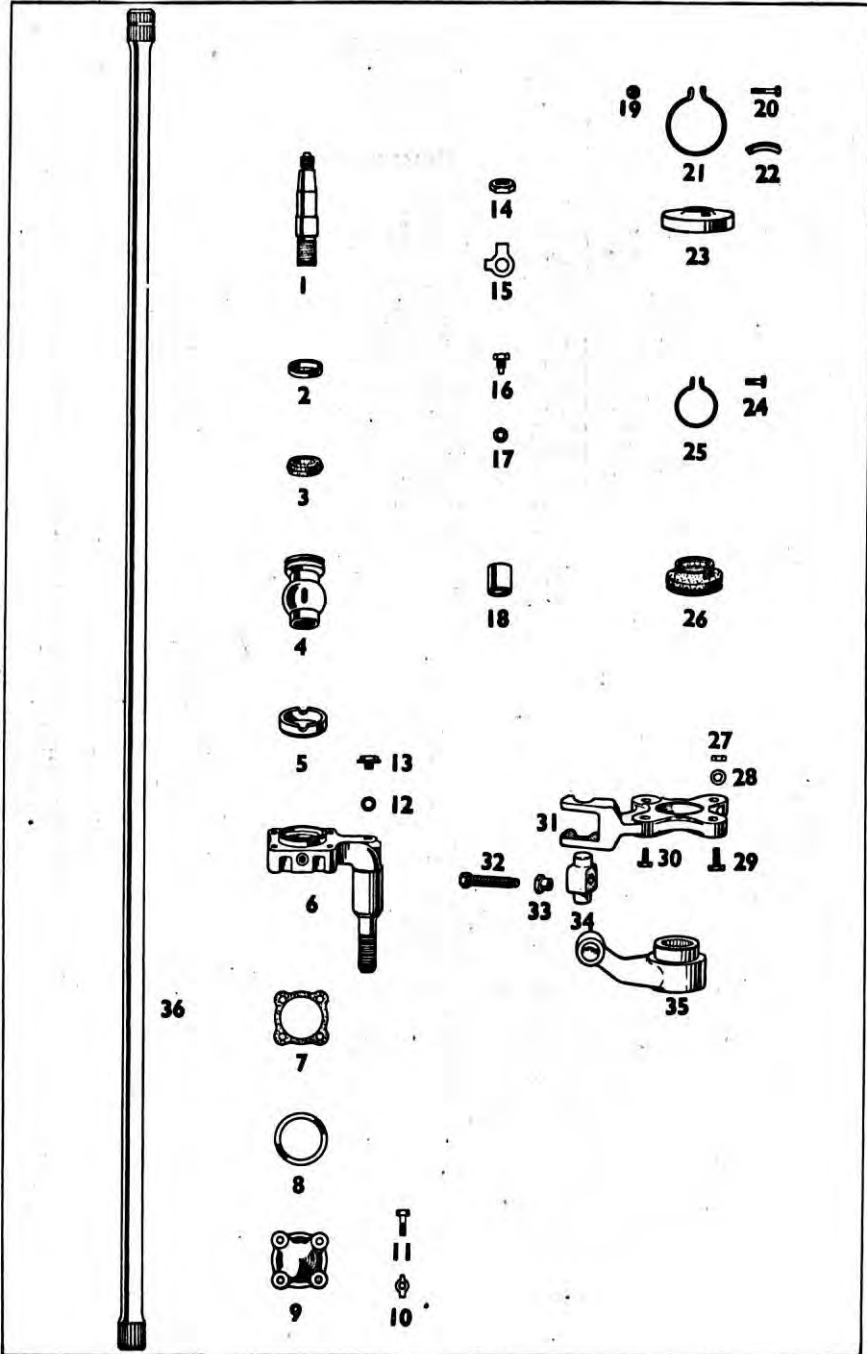
# ASSEMBLY OF SUSPENSION UNIT (REAR) AND NEWTON SHOCK ABSORBERS



**ASSEMBLY OF SUSPENSION UNIT (REAR)  
AND NEWTON SHOCK ABSORBERS**

Part No.	Item	Description	No. off per car
N.719024	-	Assembly of Suspension Unit.	2
N.500201	1	Special Nut.	2
N.500381	2	Lockwasher.	2
N.500411	3	Oil Seal Spacer.	2
N.500161	4	Oil Seal Ring (Small).	2
FN.105/K	5	Nut 5/16".	16
N.420471	6	Tabwasher.	16
N.500321	7	Cover Plate Stud.	16
N.500141	8	Cover Plate.	4
N.500151	9	Oil Seal Ring.	4
N.500581	10	Cover Plate Gasket.	4
N.500461	11	Ball Race.	2
FN.107/K	12	Nut 7/16" BSP.	12
AGS.195MK6	13	Tabwasher.	12
-	14	Washer Plain 7/16".	12
FB.107/19D	15	Bolt 7/16" BSP 2-3/8" Long.	8
N.719014	16	Suspension unit body.	2
N.420401	17	Fibre Washer.	2
N.420091	18	Valve Cap.	2
-	19	Mills Pin Ref. G.P.3 1/8" Dia. x 1-3/8" Long.	2
N.719022	20	Stud.	2
N.420351	21	Piston Cap Washer.	4
N.420191	22	Piston Chamber Cap.	4
FB.107/24D	23	Bolt 7/16" BSP 3" Long.	4
N.500451	24	Needle Roller Race.	2
N.500421	25	Cover Plate Gasket.	4
N.500621	26	Distance Piece.	2
N.719023	27	Main Shaft and Arm complete.	2
FB.105/20D	28	Bolt 5/16" BSP.	2
-	29	Shakeproof Washer 5/16" Dia.	2
FN.105/K	30	Nut 5/16" BSP.	2
N.704210	31	Newton Shock Absorber.	2
N.719021	32	Washer.	2
FN.410/K	33	Nut Slotted 5/8" BSP.	2
-	34	Split Pin 3/32" x 1-1/4" Long.	2
N.719059	35	Packing Piece.	4

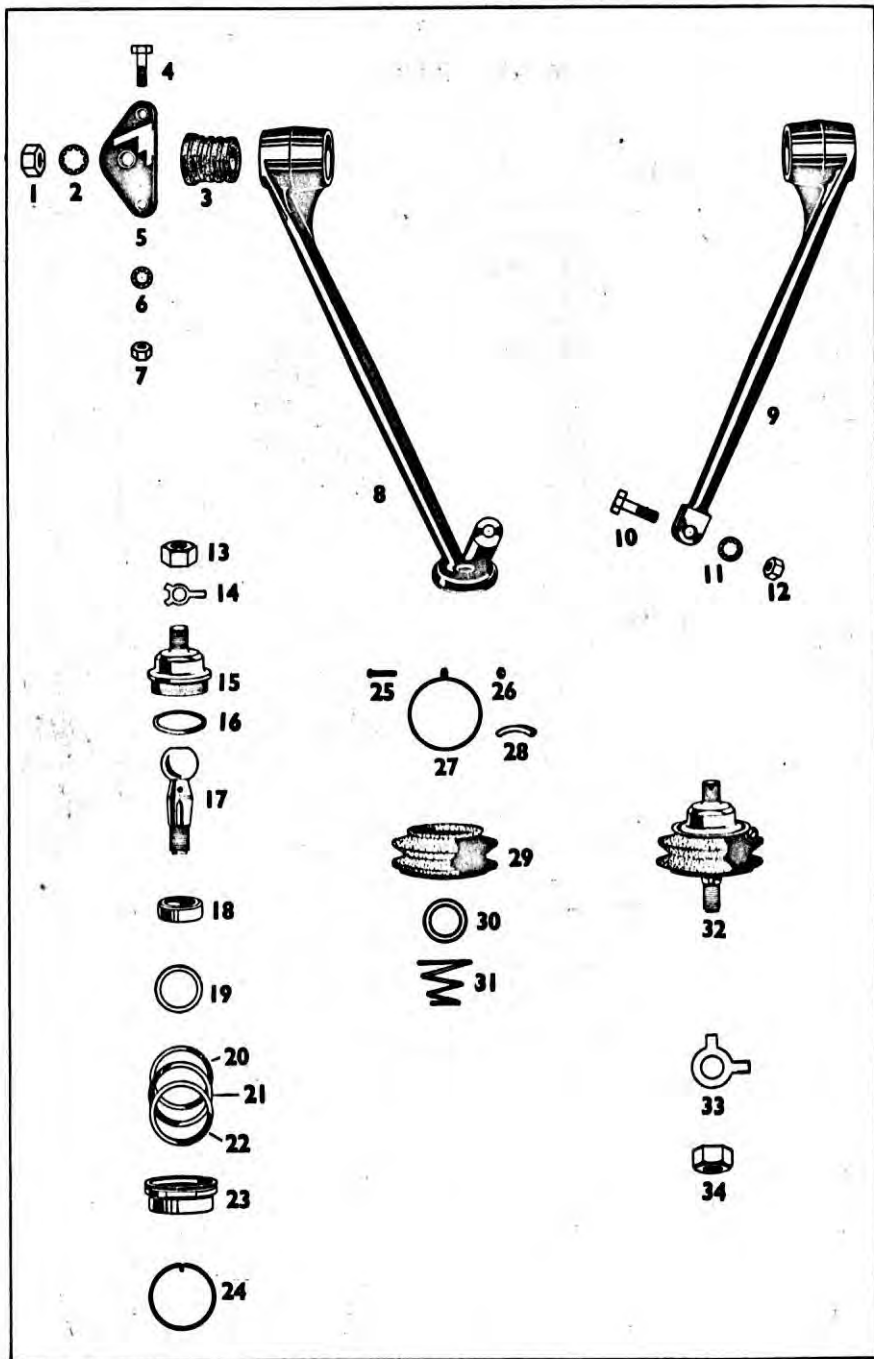
# SUSPENSION ARM AND TORSION BAR



## SUSPENSION ARM AND TORSION BAR

Part No.	Item	Description	No. off per car
N.500041	-	Suspension Arm Assy.	2
N.500211	1	Suspension Arm Shaft.	2
N.500301	2	Oil Seal Locating Ring.	2
N.500291	3	Oil Seal Ring.	2
N.500241	4	Ball Sleeve with Bush	} Paired
N.500251	5	Ball Sleeve Housing	
N.500111	6	Suspension Arm.	2
N.500441	7	Gasket.	2
N.500571-1	8	Shim .001" thick.	as reqd
N.500271	9	Cap for Suspension Arm.	2
N.500561	10	Tabwasher.	8
FB.104/8D	11	Bolt 1/4" BSF 1" Long.	8
N.500541	12	Red Fibre Washer.	2
N.500551	13	Flanged Plug.	2
FN.210/K	14	Nut Thin 5/8" BSF.	2
N.500361	15	Lock Washer.	2
N.500431	16	Ball Sleeve Stop Pin.	4
N.420381	17	Red Fibre Washer.	4
N.500231	18	Bush for Ball Sleeve.	2
-	19	2BA Nut.	4
-	20	2BA Bolt 1" long.	2
N.500331	21	Large Spring Clip.	2
N.500351	22	Saddle Piece.	4
N.500282	23	Cover for Oil Retainer.	2
-	24	2BA Bolt 5" long.	2
N.500341	25	Small Spring Clip.	2
N.500261	26	Flexible Oil Retainer.	2
FN.107/L	27	7/16" BSF Nut.	6
-	28	7/16" Shakeproof Washer.	8
FB.107/9D	29	7/16" BSF Bolt.	6
FB.106/5D	30	7/16" BSF Bolt.	2
N.704126B	31	Anchor Bracket R.H.	1
N.704126A	-	Anchor Bracket L.H.	1
N.704129	32	Adjusting Screw.	2
N.704128	33	Locknut.	2
N.704130	34	Swivel Nut.	2
N.704127	35	Torque Arm.	2
N.502141B	36	Torsion Bar R.H.	1
N.502141A	-	Torsion Bar L.H.	1

# REAR BALL JOINT ASSEMBLY AND ATTACHMENT UNIT

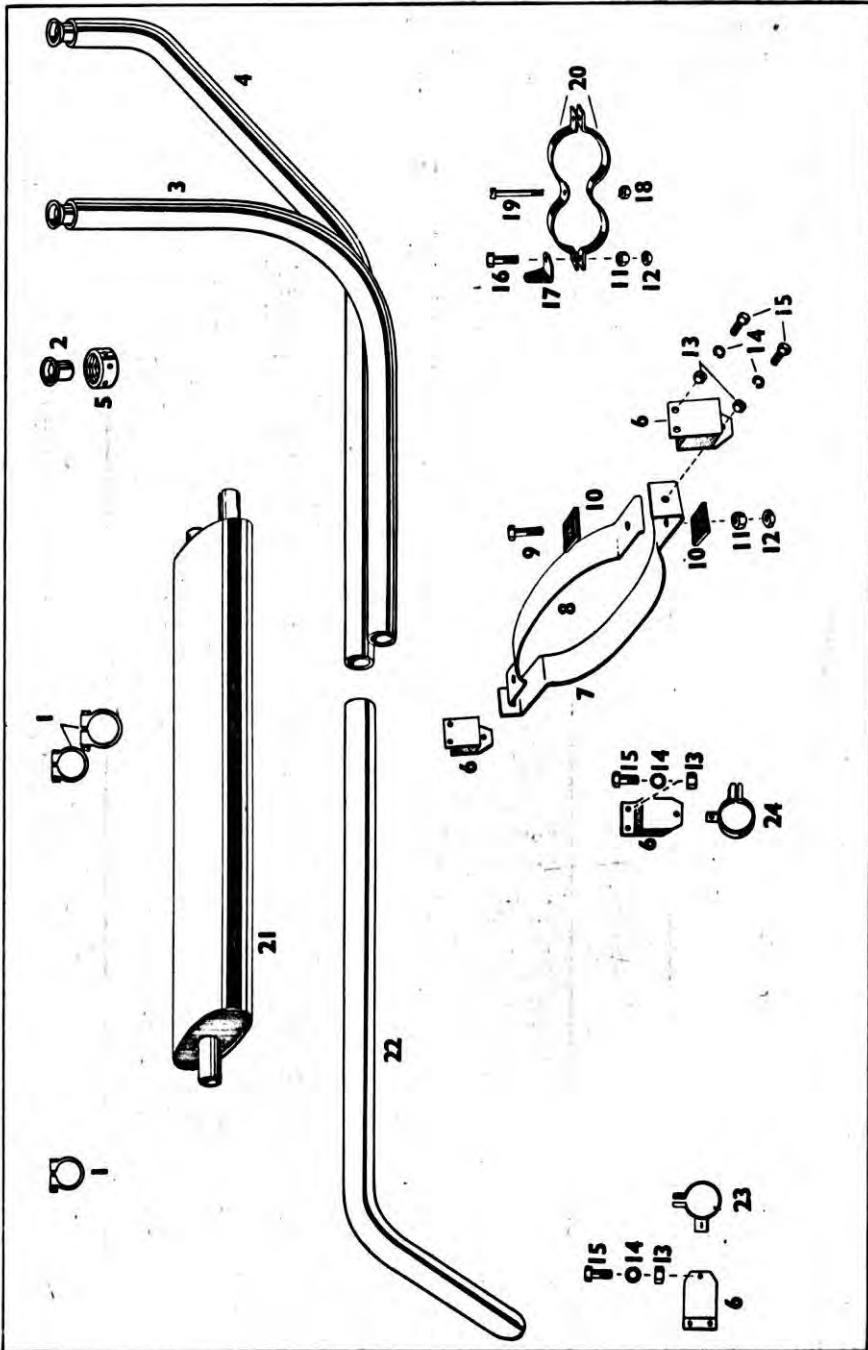


## REAR BALL JOINT ASSEMBLY AND ATTACHMENT UNIT

Part No.	Item	Description	No. off per car
FN.108/K	1	Nut 1/2" BSF.	2
-	2	Washer Shakeproof 1/2".	2
SKN.843	3	Bearings.	4
FB.105/8D	4	Bolt 5/16" BSF.	4
N.620021	5	Washer Plate (Attachment Unit).	2
-	6	Washer Shakeproof 5/16" Dia.	4
FN.105/K	7	Nut 5/16" BSF.	4
N.719044	8	Major Arm. Attachment Unit.	1
N.719043	9	Minor Arm. Attachment Unit.	1
FB.106/9D	10	Bolt 3/8" BSF.	1
-	11	Washer- Shakeproof 3/8" Dia.	1
FN.106/K	12	Nut 3/8" BSF.	1
FN.109/K	13	Nut 9/16" BSF.	1
N.502131	14	Tabwasher.	1
N.501771	15	Housing Outside Thread.	1
N.502121	16	Shim -005".	as reqd
N.501711	17	Ball Bolt.	1
N.501721	18	Socket Bearing- Ball Bolt.	2
N.502111	19	Shim -002".	as reqd
N.501751	20	Shim -020".	as reqd
N.501761	21	Shim -005".	as reqd
N.502101	22	Shim -002".	as reqd
N.501741	23	Housing Inside Thread.	1
N.501781	24	Locking Ring for Housing.	1
-	25	Screw 4BA 3/4" long.	2
-	26	Nut 4BA plain.	2
N.501821	27	Wire Clip.	1
N.500351	28	Saddle Piece.	1
N.502161	29	Rubber Oil Seal.	1
N.502171	30	Spring Cup.	1
N.501791	31	Spiral Spring.	1
N.502371	32	Rear Ball Joint Assembly.	1
N.502191	33	Angle Tabwasher.	1
FN.110/K	34	Nut 5/8" BSF.	1



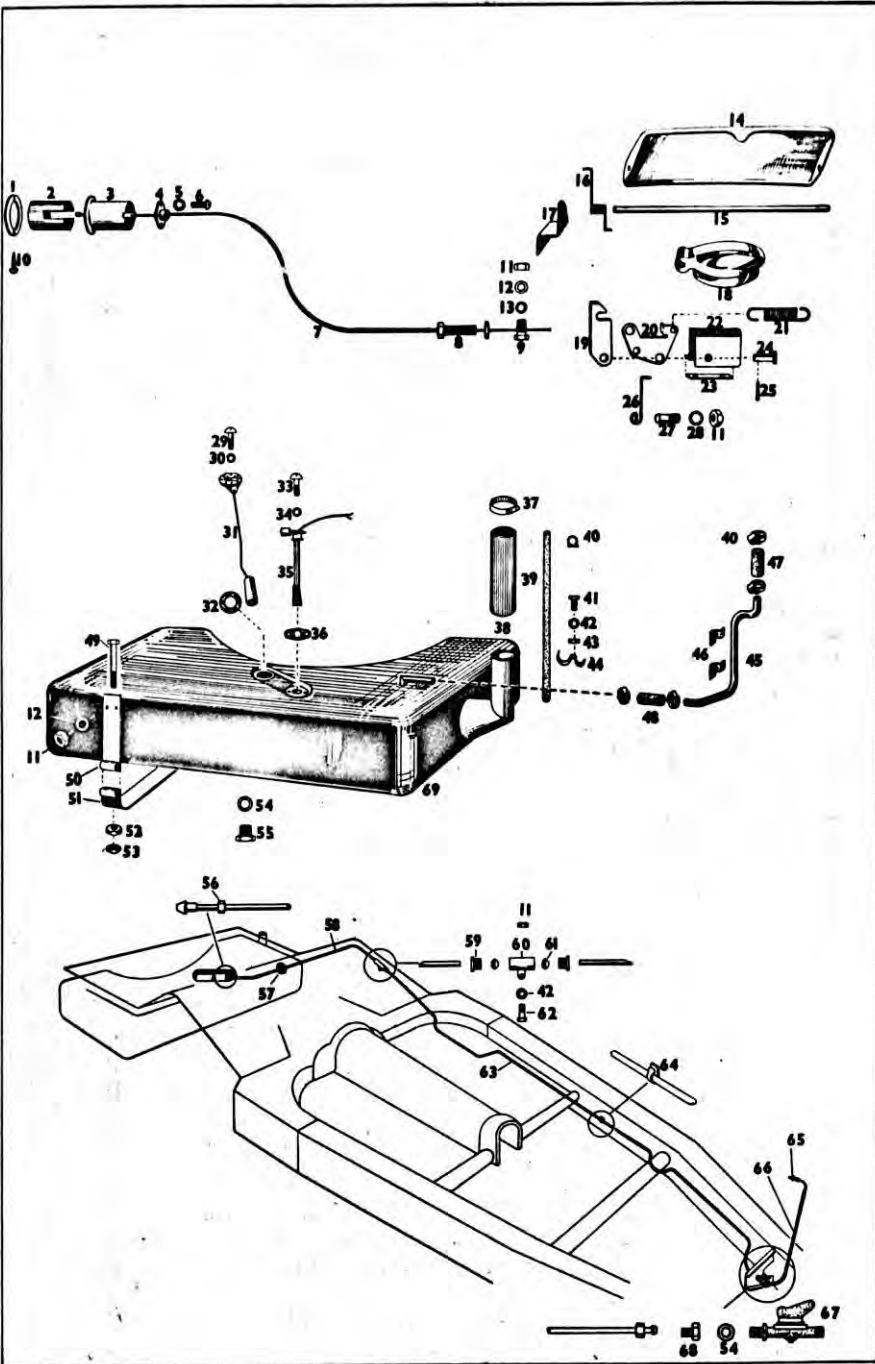
# EXHAUST SYSTEM



## EXHAUST SYSTEM

Part No.	Item	Description	No. off per car
N.716063	1	Pipe Clip (Complete).	3
N.510591	2	Socket.	2
N.716053	3	Exhaust Down Pipe (Rear).	1
N.716052	4	Exhaust Down Pipe (Front).	1
N.510171	5	Ring Nut.	2
N.510631	6	Flexible Mounting.	4
N.716061	7	Silencer Clip (Bottom Half).	1
N.716062	8	Silencer Clip (Top Half).	1
FB.104/8D	9	Bolt 1/4" BSF.	5
N.716068	10	Reinforcing Plate.	4
-	11	1/4" BSF Nut (Brass).	8
-	12	1/4" BSF Locknut (Brass).	4
FB.104/K	13	1/4" BSF Nut.	8
-	14	1/4" Dia. Spring Washer.	12
FB.104/LD	15	1/4" BSF Bolt.	6
FB.104/6D	16	1/4" BSF Bolt.	2
N.716060	17	Lug.	1
-	18	2 BA Nut (Brass).	1
-	19	2 BA Cheese Head Bolt 1.1/2" Long.	1
N.716059	20	Clip.	2
N.716058	21	Silencer.	1
N.716065	22	Exhaust Pipe, Rear.	1
N.716067	23	Exhaust Pipe Clip, Rear.	1
N.716066	24	Exhaust Pipe Clip.	1

# FUEL SYSTEM. TANK AND FILLER



## FUEL SYSTEM. TANK AND FILLER

Part No.	Item	Description	No. off per car
N.705273	1	Escutcheon.	1
N.705249	2	Plunger.	1
N.705248	3	Plunger Housing.	1
N.705250	4	Ferrule Housing.	1
-	5	Washer- Shakeproof 2BA.	2
-	6	Screw 2BA Rd'Head 1/2" long.	2
N.705398	7	Cable Casing, complete.	1
N.705399	-	Cable Complete.	1
N.702082	8	Adjustable Stop.	1
N.702066	9	Clamp Screw.	1
-	10	'Phillips' Screw No. 4 x 7/8" long. Raised head chrome.	2
FN.104/L	11	Nut 1/4" BSF.	2
-	12	Washer, plain 1/4".	1
N.702065	13	Spacer.	1
N.702113	14	Filler Door.	1
N.702077	15	Hinge Spindle.	1
N.702076A	16	Spring L.H.	1
N.702076B	-	Spring R.H.	1
N.702074A	17	Hinge Bracket L.H.	1
N.702074B	-	Hinge Bracket R.H.	1
N.702056	18	Filler Cap.	1
N.702061	19	Catch.	1
N.702062	20	Operating Plate.	1
N.702064	21	Extension Spring.	1
N.702063	22	Catch Bracket.	1
N.702083	23	Packing Block.	1
SP4.C.3.	24	Pin.	1
-	25	Split Pin 1/16" dia. 5/16" long.	1
N.702090	26	Catch Spring.	1
N.702052	27	Spring Clamp Screw.	1
-	28	Washer, Shakeproof 1/4".	1
-	29	Screw 3BA Rd'Head 9/16" long.	6
-	30	Washer, Shakeproof 3BA.	6
Y.70236	31	Float Unit.	1
N.708030	32	Float Unit Gasket.	1
-	33	Screw 2BA Rd'Head 9/16" long.	2
-	34	Washer, Shakeproof 2BA.	4
Lucas 78016A	35	Petrol Reserve Unit.	1
N.708034	36	Gasket- Reserve Unit.	1
N.702089	37	Hose Clip.	2
N.702084	38	Petrol Filler Hose.	1

## FUEL SYSTEM. TANK AND FILLER

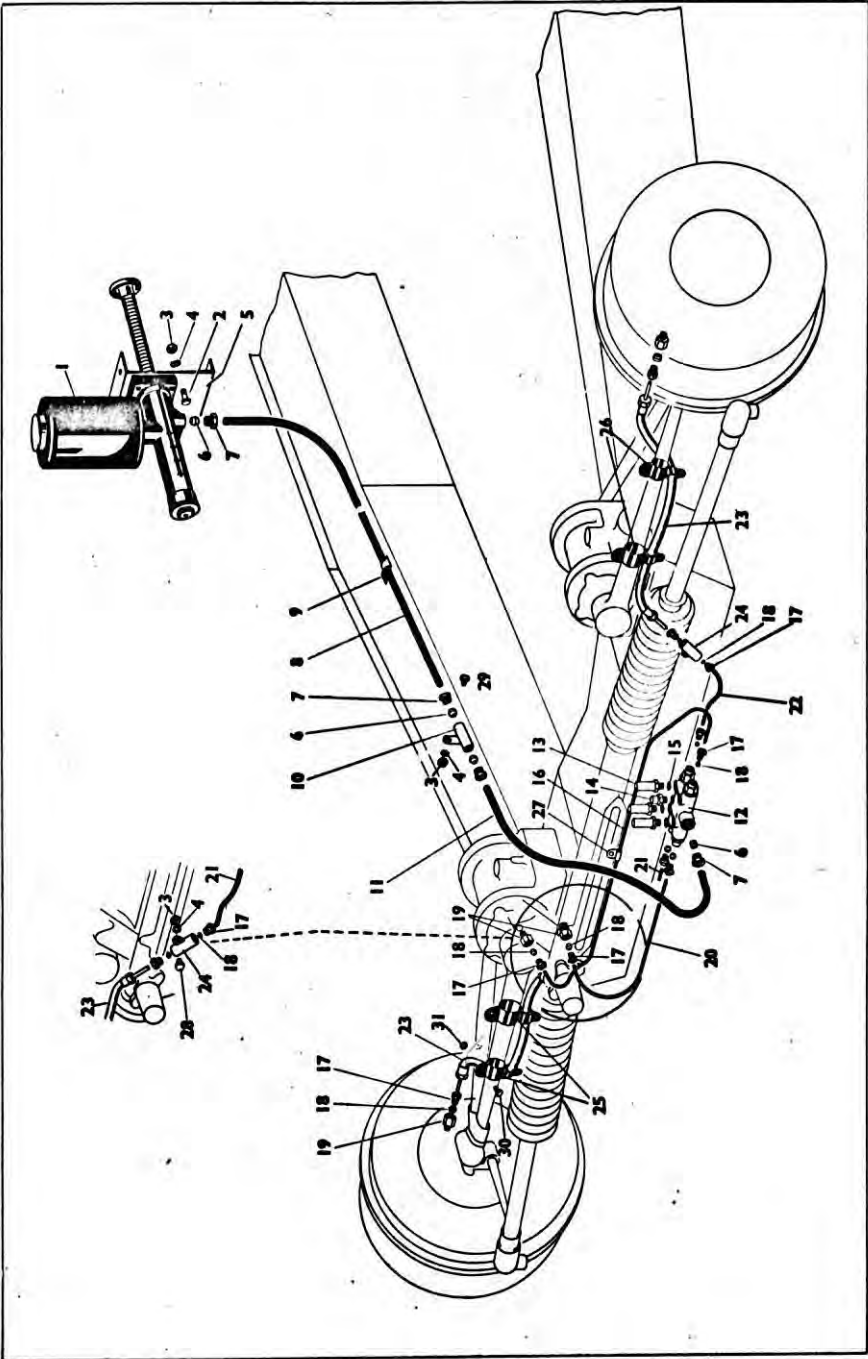
Part No.	Item	Description	No. off per car
N.702086	39	Petrol Overflow Hose.	1
N.707102-14	40	Hose Clip.	5
FS.104/5D	41	Setscrew 1/4" BSP.	1
-	42	Washer, 1/4" Shakeproof.	1
FN.104/K	43	Nut 1/4" BSP.	1
N.702088	44	Cleat.	1
N.708062	45	Vent Pipe-Fuel Tank to Filler Box.	1
N.708068	46	Vent Pipe Clip.	2
N.702119	47	Rubber Hose Connector.	1
N.708067	48	Rubber Hose Connection.	1
N.708039	49	Bolt- Tank Strap.	4
N.708036/1	50	Tank Strap (Short).	2
N.708036/2	51	Tank Strap (long).	2
FN.105/L	52	Nut 5/16".	4
FN.205/L	53	Locknut.	4
N.310510	54	Washer, Sump Plug.	1
N.708047	55	Sump Plug.	1
-	56	Union Nut 1/4" BSP.	1
-	57	Grommet RM. 1700.	1
N.708057	58	Main Fuel Feed Pipe (Short) complete.	1
N.530201	59	Tubing Nut.	2
N.530301	60	Flexible Tubing Connection.	1
N.530191	61	Tubing Sleeve.	2
FB.104/4D	62	Bolt 1/4".	1
N.708056	63	Main Fuel Feed Pipe (long).	1
N.530291	64	Trimount Fastener.	6
N.520611	65	Union.	1
N.520591	66	Flexible Pipe.	1
N.718050	67	Tap.	1
N.708049	68	Adaptor.	1
N.708065	69	Fuel Tank.	1

---

**LUBRICATION SYSTEM—ONE SHOT**

---

LUBRICATION SYSTEM—ONE SHOT

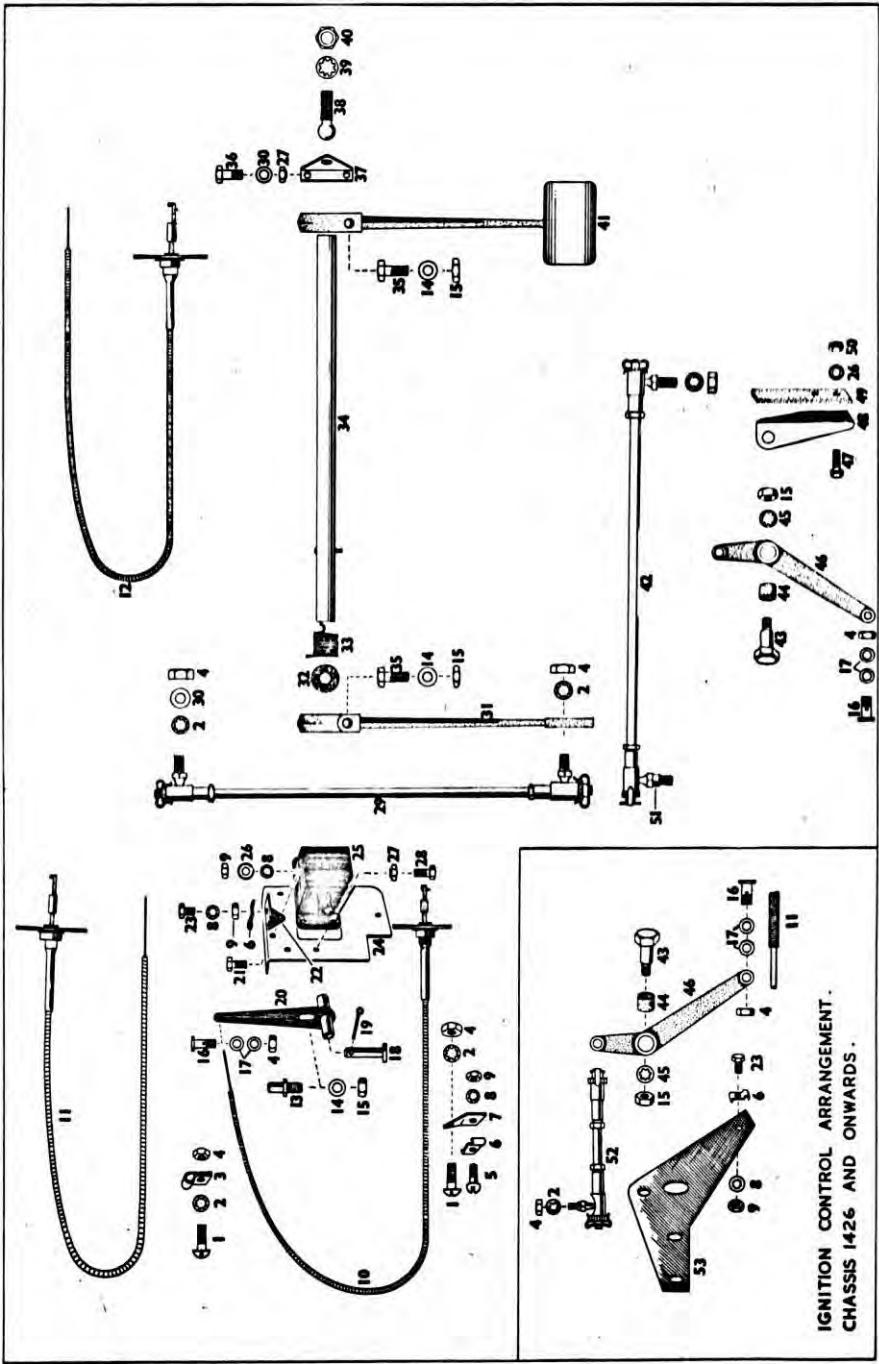


## LUBRICATION SYSTEM—ONE SHOT

Part No.	Item	Description	No. off per car
N.530181	1	Pump and Tank.	1
FB.104/9D	2	Bolt 1/4" BSF.	4
FN.104/K	3	Nut 1/4" BSF.	7
-	4	Shakeproof Washer 1/4".	7
N.704046	5	Reinforcing Plate.	1
N.530191	6	Tubing Sleeve 5/16".	4
N.530201	7	Tubing Nut 5/16".	4
N.704102	8	Main Delivery Pipe (Rear) RHD.	1
N.704103	-	Main Delivery Pipe (Rear) LHD.	1
N.530291	9	Trimount Fastener.	1
N.530301	10	Flexible Tube Connection.	1
N.704024	11	Main Delivery Pipe (Front) RHD.	1
N.704029	-	Main Delivery Pipe (Front) LHD.	1
N.530211	12	Header (Complete with Unions).	1
N.530221	13	Air Chamber.	3
N.530231	14	Air Chamber.	1
N.530331	15	Gasket.	8
N.704023	16	Delivery Pipe to Steering Column (RHD).	1
N.704028	-	Delivery Pipe to Steering Column (LHD).	1
N.530251	17	Tubing Nut 3/16".	12
N.530241	18	Tubing Sleeve 3/16".	12
N.530281	19	Male Tube Adaptor.	4
N.704025	20	Delivery Pipe to Steering Rack (RHD).	1
N.704030	-	Delivery Pipe to Steering Rack (LHD).	1
N.704022A	21	Delivery Pipe (Rigid) to RH Wheel.	1
N.704022B	22	Delivery Pipe (Rigid) to LH Wheel.	1
N.722036	23	Flexible Delivery Pipe (LH and RH Wheels).	2
N.530261	24	Flexible Tube Connection 3/16".	2
N.530081	25	Clip Complete.	2
N.530071	26	Clip Complete.	2
N.530341	27	Pipe Clip.	1
FB.104/4D	28	Bolt 1/4" BSF 1/2" Long.	2
FB.104/5D	29	Bolt 1/4" BSF 5/8" Long.	1
ND.	30	2BA., Bolt 3/8" Long.	8
ND.	31	2BA., Nut.	8



# ENGINE CONTROLS R.H.D. AND L.H.D.



IGNITION CONTROL ARRANGEMENT.  
CHASSIS 1426 AND ONWARDS.

## ENGINE CONTROLS R.H.D. AND L.H.D.

Part No.	Item	Description	No. off per car
-	1	Round Head Screw 2BA x 1/2" long.	3
-	2	Washer Shakeproof 2 BA.	7
N.540951	3	Clip.	1
-	4	Nut Plain 2BA.	9
-	5	Round Head Screw 4BA x 1/2" Long.	2
N.710037	6	Cable Olamp.	4
N.710051	7	Cable Clip Bracket.	2
-	8	Washer Shakeproof 4BA.	4
-	9	Nut Plain 4BA.	4
-	10	Throttle Control Lucas WG/16T/ KD4.732119F.	1
-	11	Ignition Control Lucas WG/16I/ KD4.732119F. 'Used up to Chassis 1425'.	1
-	11	Ignition Control Lucas WG/16C/KD 47-32118B. Used on Chassis 1426 and onwards.	1
-	12	Mixture Control Lucas WG/16C/ KD4.732118B.	1
N.710058	13	Throttle Lever Lift.	1
-	14	Washer Plain 1/4".	3
FN104/K	15	Nut Plain 1/4".	4
N.710052	16	Pin.	2
-	17	Washer Plain 3/16".	4
N.710044	18	Pivot Pin.	1
-	19	Split Pin 1/16" x 1/2" long.	1
N.710035	20	Hand Throttle Control Lever.	1
-	21	Bolt 4BA 1/2" long Hex. Head.	1
N.710046	22	Cable Bracket. 'Used up to Chassis 1425'.	1
-	23	Bolt 4BA 3/8" long Hex. Head.	3
N.710034	24	Back Plate.	1
N.710039	25	Control Box.	1
-	26	Washer 4BA Plain.	3
-	27	Nut Simmonds 2BA (OPI).	6
-	28	Bolt Hex. Head 2BA x 1/2" long.	4
N.710050	29	Throttle Control Rod Complete.	1
-	30	Washer 2BA Plain.	2
N.710042	31	Throttle Control Lever.	1
N.710047	32	Sealing Washer.	1
N.710041	33	Return Spring R.H.D.	1
N.710057	-	Return Spring L.H.D.	1
N.710036	34	Control Shaft.	1

## ENGINE CONTROLS R.H.D. AND L.H.D.

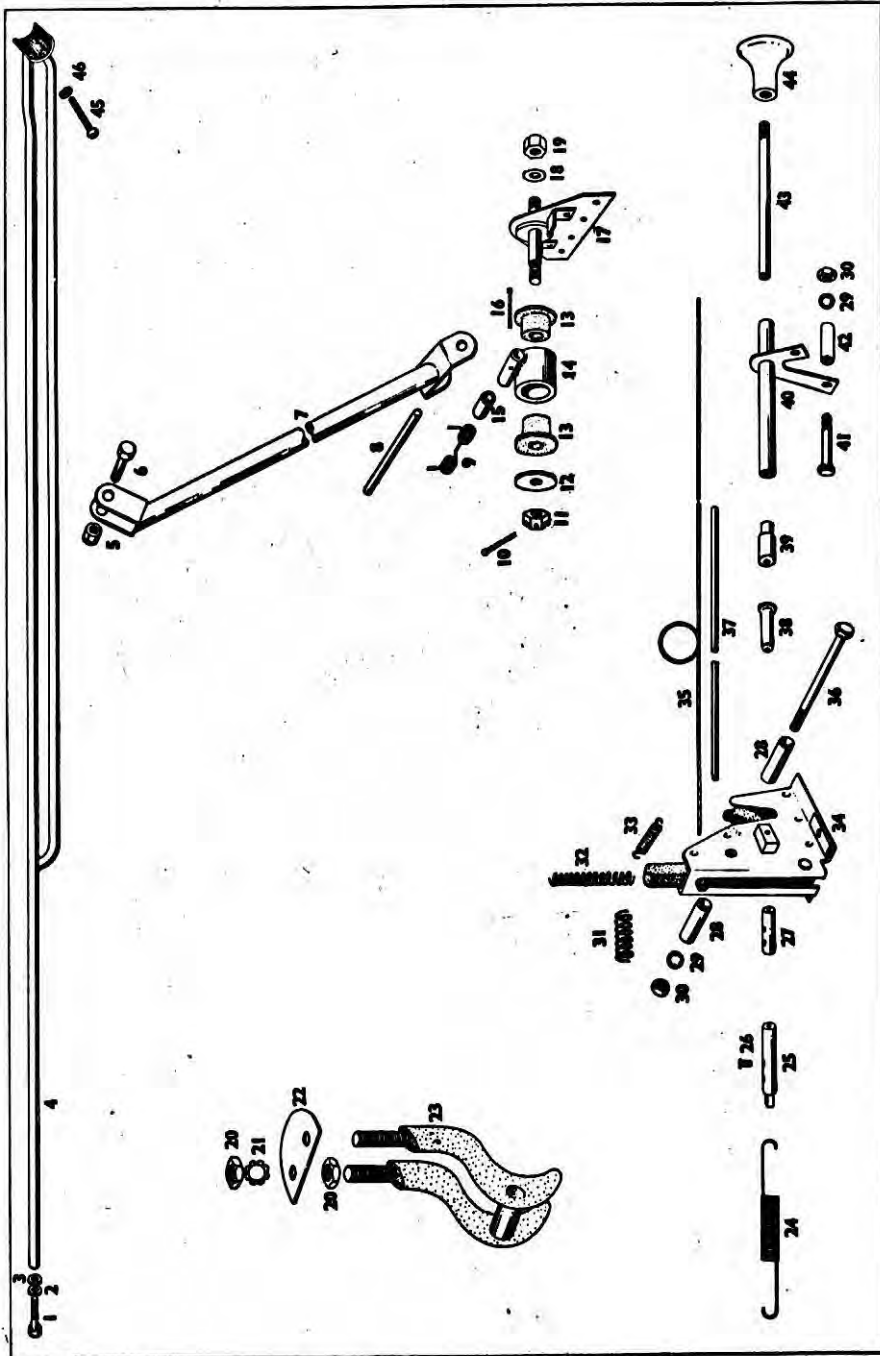
Part No.	Item	Description	No. off per car
FB.104/8D	35	Bolt 1/4" Hex. Head.	2
-	36	Bolt 2BA 5/8" long Hex. Head.	2
N.710038	37	Control Shaft Bracket.	1
N.373000	38	Fulcrum Adjusting Screw.	2
-	39	Washer Shakeproof 5/16".	2
FN.205/L	40	Nut Plain 5/16".	2
N.710043	41	Accelerator Pedal.	1
N.710056	42	Ignition Control Rod Complete. 'Used up to Chassis 1425'.	1
N.540271	43	Bolt.	1
N.540251	44	Oilite Bush.	1
-	45	Washer Shakeproof 1/4".	1
N.710054	46	Ignition Lever.	1
-	47	4BA Bolt Hex. Head 5/8" long.	2
N.710007	48	Bracket (Ignition Lever). 'Used up to Chassis 1425'.	1
N.710059	49	Rubber Mounting-Ignition Lever 'Used up to Chassis 1425'.	1
-	50	Nut 4BA Simmonds BPI.	2
N.541181	51	Bush (Ignition Control).	1
N.710061	52	Ignition Control Rod complete. 'Used on Chassis 1426 and onwards'.	1
N.710060	53	Mounting Plate. 'Used on Chassis 1426 and onwards'.	1

---

## BONNET STAY AND LOCKING MECHANISM

---

# BONNET STAY AND LOCKING MECHANISM



## BONNET STAY AND LOCKING MECHANISM

Part No.	Item	Description	No. off per car
-	1	Bolt 2BA., 1.1/8" Long.Hex.Hd.	1
-	2	Washer Plain 2BA.	1
-	3	Washer Shakeproof 2BA.	1
N.701220	4	Bonnet Stay Guide.	1
-	5	Simmonds Elastic Stop Nut 2BA.	1
N.705613-1	6	Special Bolt.	1
N.705612	7	Bonnet Stay.	1
N.701216	8	Hinge Pin.	1
N.701214	9	Spring - Bonnet Stay.	1
-	10	Split Pin 1/16" x 3/4" Long.	1
-	11	Castle Nut 2BA.	1
N.701217	12	Special Washer.	1
N.701232	13	Harrisflex Bush.	2
N.701213	14	Housing.	1
N.705614	15	Distance Piece.	1
-	16	Split Pin.	1
N.701221	17	Bonnet Stay Bracket.	1
-	18	Washer 1/4" BSF. Plain.	1
-	19	Nut 1/4" BSF.	1
FN.105/K	20	Nut 5/16".	16
-	21	Shakeproof Washer - External Type.	16
N.701018	22	Plunger Guide Plate.	4
N.705311	23	Bonnet Locking Link.	4
N.705239	24	Tension Spring.	2
N.705240	25	Cable Stop-Forward Bonnet Lock.	2
-	26	Grubscrew 4BA x 1/4" Long.	8
N.705243	27	Cable Stop - Rear Bonnet Lock.	2
N.705681	28	Distance Tube.	8
-	29	Washer Shakeproof 3/16".	6
-	30	Nut 2BA.	6
N.D.	31	Compression Spring for Release Plunger - Bonnet Lock.	4
N.D.	32	Compression Spring for Square Plunger - Bonnet Lock.	4
N.D.	33	Tension Spring for Swinging Catch - Bonnet Lock.	4
N.705191-A	34	Bonnet Lock LH.	2
N.705191-B	-	Bonnet Lock RH.	2
N.D.	35	Bowden Cable CAT.No.19/2 .075 Dia. 50" Long.	2
-	36	Bolt 2BA., x 2.1/4" Long.	4

## BONNET STAY AND LOCKING MECHANISM

Part No.	Item	Description	No. off per car
N.D.	37	Bowden Cable CAT.No.T2/H 11.1/4" Long.	2
N.705610	38	Special Cable End.	2
N.705432	39	Bowden Abutment.	1
N.705616-A	40	Cable Attachment Plate L.H.	1
N.705616-B	-	Cable Attachment Plate R.H.	1
-	41	Bolt 2BA., x 1.1/8" Long.	2
N.705623	42	Distance Tube.	4
N.705319	43	Plunger.	2
N.707107	44	Knob - Black.	2
-	45	Screw 4BA. Rd.Hd. x 1" Long.	2
-	46	Plain Washer 3/16".	2

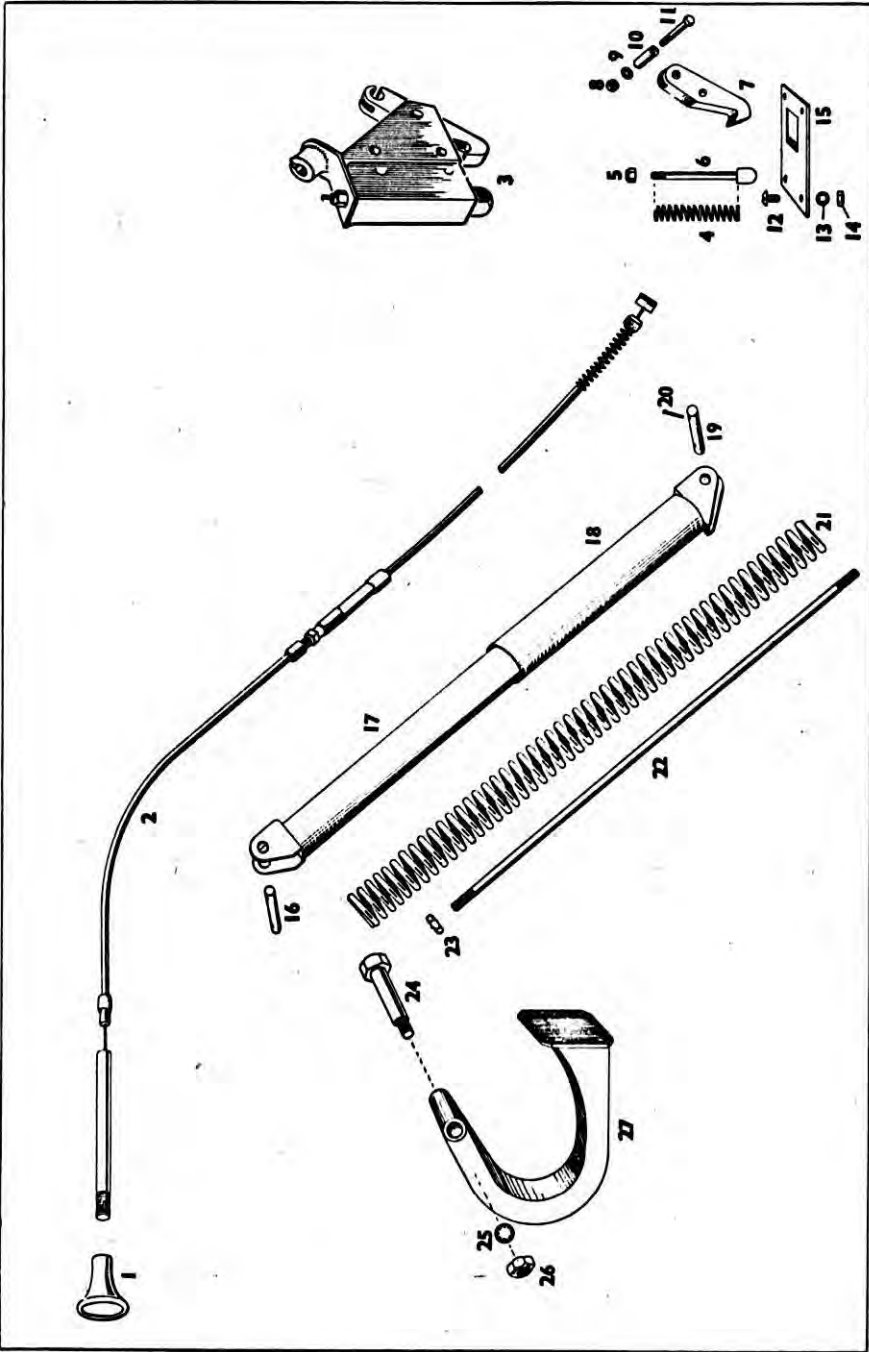
---

## BOOT DOOR AND LOCKING MECHANISM

---



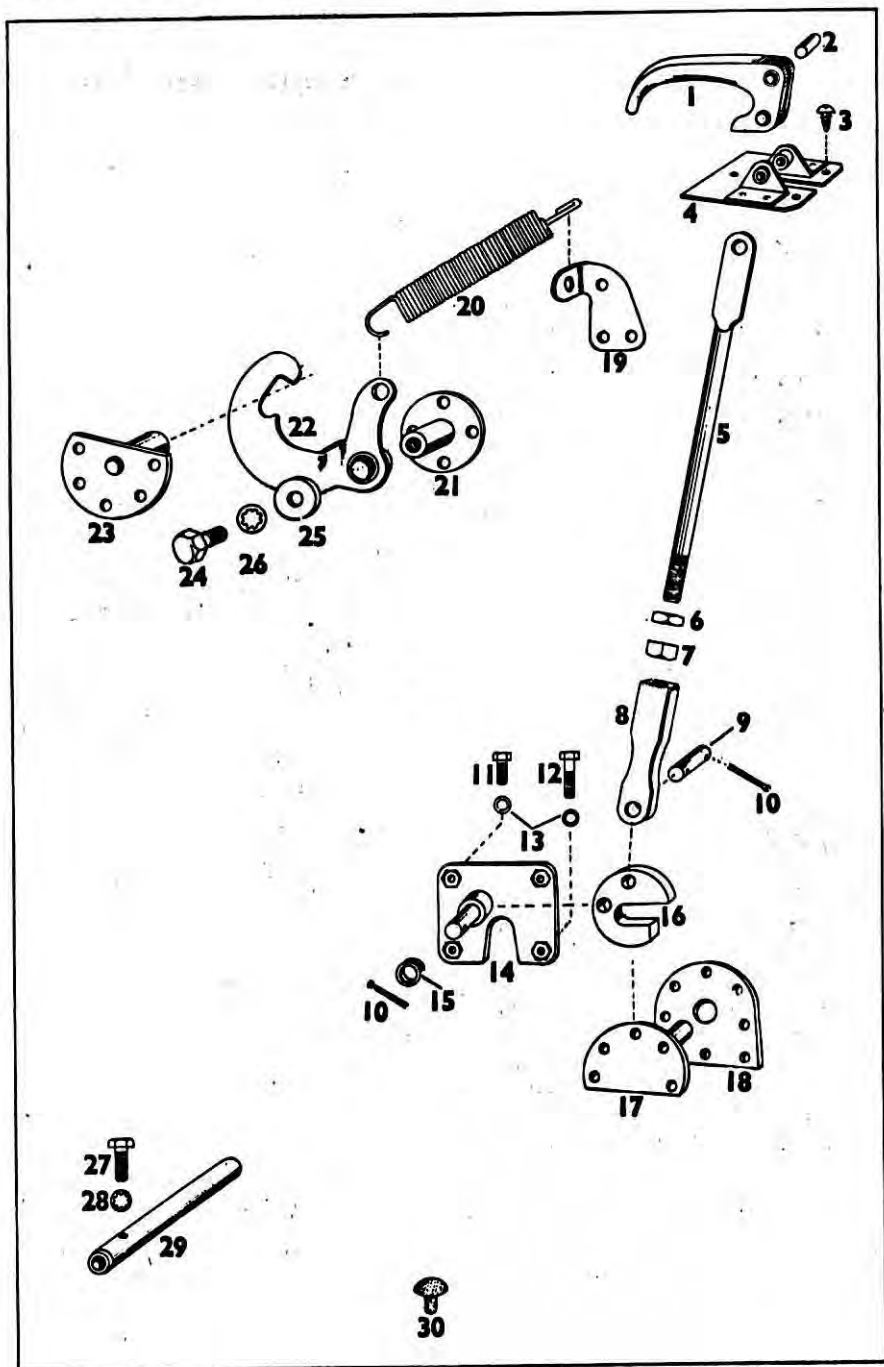
# BOOT DOOR LOCKING MECHANISM



## BOOT DOOR LOCKING MECHANISM

Part No.	Item	Description	No. off per car
N.707107	1	Operating Knob.	1
N.705698	2	Cable (complete).	1
N.705691	3	Assembly of Boot Door Lock.	1
N.705699	4	Plunger Spring (Boot Door Lock).	1
-	5	Simmonds Nut 4BA.	1
N.705694	6	Plunger.	1
N.705693	7	Catch (Boot Door Lock).	1
-	8	2 BA Nut.	3
-	9	2 BA Shakeproof Washer.	3
N.705696	10	Spacing Tube.	1
-	11	2BA Bolt 1" long.	3
-	12	Screw 4BA x 3/8" Long Mushroom Head.	4
-	13	Washer Shakeproof 4BA.	4
-	14	Nut 4BA.	4
N.705697	15	Catch Plate complete.	1
N.705536-1	16	Pin (long).	1
N.705533	17	Telescopic Tube (Inner).	1
N.705532	18	Telescopic Tube (Outer).	1
N.705536-2	19	Pin (Short).	1
-	20	Split Pin 1/16" x 1/2" long.	4
N.705531	21	Spring.	1
N.705680	22	Adjusting Rod.	1
-	23	Nut 2BA.	4
N.701320	24	Pivot Bolt.	2
-	25	Washer, Shakeproof 1/4".	2
FN.104/K	26	Nut 1/4" BSP.	2
N.701336	27	Hinge Bracket Complete.	2

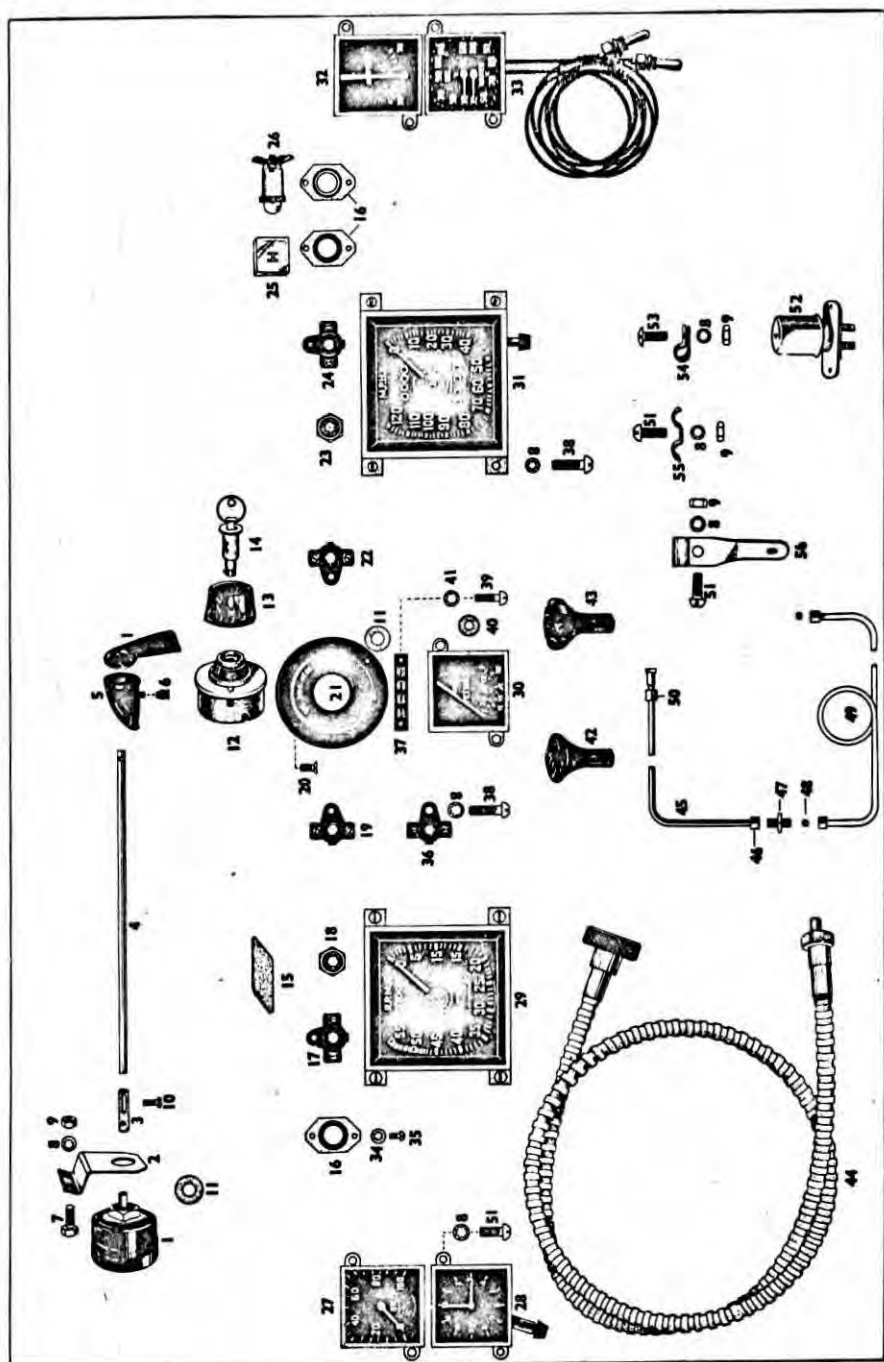
# SPARE WHEEL STOWAGE



**SPARE WHEEL STOWAGE**

Part No.	Item	Description	No. off per car
N.705594	1	Toggle Handle.	2
N.705582-13	2	Toggle Pin.	2
-	3	Screw 'Parker Kalon' No.4 1/4" Long Round Head.	6
N.705582-6	4	Pivot Bracket (Complete).	2
N.705582-12	5	Operating Link.	2
FB.205/X	6	Locknut. 5/16" BSF.	2
FB.105/X	7	Nut 5/16" BSF.	2
N.705582-11	8	Forked Adjuster.	2
N.705582-14	9	Pin for Adjuster.	2
-	10	Split Pin 1/16" x 1/2" Long.	6
-	11	Screw 2BA x 7/16" Long.	4
-	12	Screw 2BA x 3/4" Long.	4
-	13	Washer. Spring 2BA.	8
N.705582-9	14	Pivot Plate. R.H.	1
N.705582-10	-	Pivot Plate. L.H.	1
-	15	Washer, Spring 1/4" BSF.	2
N.705582-2	16	Bolt.	2
N.705075	17	Latch Pin.	2
N.705529	18	Backing Plate.	2
N.705261B	19	Spring Anchorage Plate R.H.	1
N.705261A	-	Spring Anchorage Plate L.H.	1
N.705260	20	Spring.	2
N.705262	21	Lever Pivot.	2
N.705263B	22	Check Lever R.H.	1
N.705263A	-	Check Lever L.H.	1
N.705264	23	Striker.	2
-	24	Bolt 2BA. Hex. Head 1/2" Long.	2
N.701217	25	Special Washer.	2
-	26	Washer Shakeproof 2BA.	2
-	27	Bolt 2BA 3/4" Long.	2
-	28	Washer, Shakeproof 2BA.	2
N.705118	29	Hinge Pin.	2
N.705408	30	Buffer.	4

# INSTRUMENTS



## INSTRUMENTS

Part No.	Item	Description	No. off per car
Lucas Ref.031046	1	Trafficator Switch and Lever.	1
N.707122	2	Trafficator Switch Mounting Bracket.	1
N.550251	3	Adjusting Sleeve.	1
N.707121	4	Extension Shaft.	1
N.707120	5	Plastic Fairing.	1
N.707124	6	Spire Speed Clip.	1
-	7	Setscrew 2BA Hex. Head 1/2" long.	2
-	8	Washer Shakeproof 2BA.	27
-	9	Nut 2BA.	4
-	10	Screw 6BA Cheese Head 5/16" long.	2
N.550301	11	Rubber Grommet.	5
Lucas Ref.PLC6	12	Lighting and Ignition Switch.	1
Lucas 344474	13	Plastic Knob for Ignition Control.	1
N.707066	14	Ignition Lock complete with two Ignition Keys.	1
N.707127	15	Terminal Cover Strip.	4
Lucas 303667	16	Warning Light Plate.	3
Lucas PS.16	17	Petrol Reserve Switch.	1
Lucas CHRI/L57/ 78243	18	Heater Rheostat Switch.	1
Lucas SS.8	19	Starter Switch.	1
-	20	Screw 4BA Csk. Head 1/4" long.	2
N.707111	21	Bezel (Black).	1
Lucas PS.16	22	Wiper Switch.	1
Lucas CHRI/L57/ 78243	23	Panel Light Rheostat Switch.	1
Lucas PS.16	24	Roof Light Switch.	1
N.707044-1	25	Red Warning Lamp Cover Letter H.	1
N.707044-2	-	Red Warning Lamp Cover Letter I.	1
N.707044-3	-	Red Warning Lamp Cover Letter P.	1
Lucas 318604	26	Warning Lamp Coil and Bulb.	3
Smiths UP.217	27	Oil Pressure Gauge (Black Dial).	1

# INSTRUMENTS

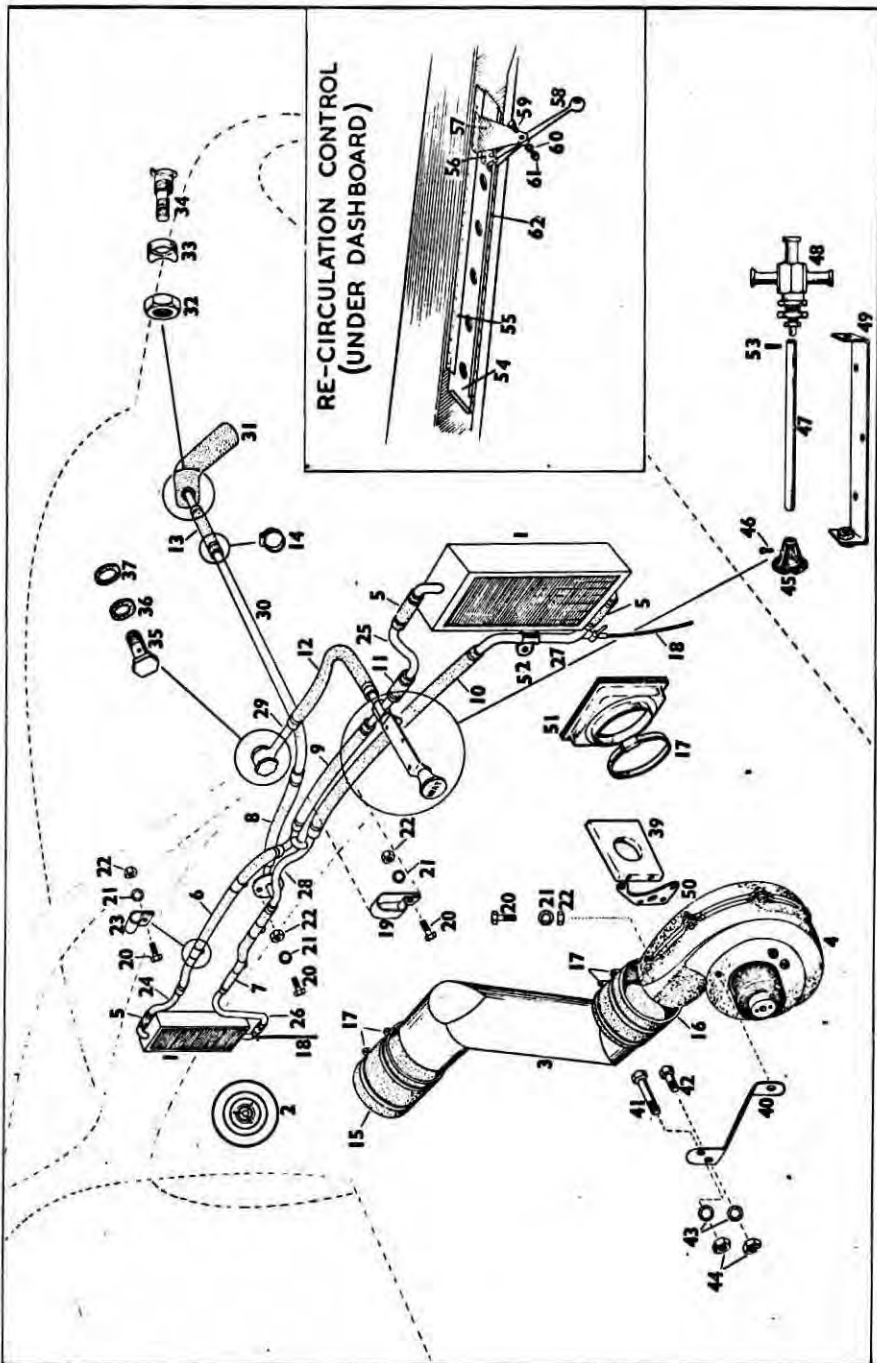
Part No.	Item	Description	No. off per car
Smiths UC.210	28	Clock (Black Dial).	1
Smiths ATRC.U503	29	Rev. Indicator (Black Dial).	1
Smiths UF.129	30	Petrol Gauge (Black Dial).	1
Smiths ATS.359.	31	Speedometer (Black Dial).	1
US.527			
Lucas O36423	32	Ammeter (Black Dial).	1
Smiths UD.118	33	Oil & Water Temp. Gauge (Black Dial).	1
-	34	Washer Shakeproof 6BA.	6
-	35	Screw 6BA 1/4" Long Round Head.	6
Lucas PS.16	36	Fog Lamp Switch.	1
Lucas 304812	37	Terminal Block.	5
-	38	Screw 2BA., x 3/4" long Round Head.	13
-	39	Screw 4BA., x 1/2" long Round Head.	10
N.550291	40	Rubber Grommet.	7
-	41	Washer Shakeproof 4BA.	12
N.707105-1	42	Knob Black.	2
N.707105-3	-	Knob-Engraved Letter P (Black).	1
N.707105-4	-	" " R "	1
N.707105-5	-	" " W "	1
N.707105-6	-	" " T "	1
N.707105-7	-	" " M "	1
N.707105-8	-	" " I "	1
N.707105-9	-	" " F "	1
N.707105-10	-	" " S "	1
N.707106-2	43	Knob-Scalloped Letter L (Black).	1
N.707106-3	-	" " D "	1
ATF.1208G	44	Rev. Indicator Drive 5'11" long.	1
ATF.1208G	-	Speedometer Drive 5'9" long.	1
N.711014	45	Oil Pressure Pipe (Upper) R.H.D.	1
N.711010	-	Oil Pressure Pipe (Upper) L.H.D.	1
N.541021	46	Tube Nut.	3
N.541141	47	Double Ended Union Body.	1
N.541011	48	Olive.	3

## INSTRUMENTS

Part No.	Item	Description	No. off per car
N.541131	49	Oil Pressure Pipe (Lower).	1
-	50	Tube Nut (Supplied with Oil Gauge).	1
-	51	Screw 2BA x 1/2" long Round Head.	12
Lucas 360007	52	Dipper Switch.	1
-	53	Screw 2BA Mushroom Head x 1/2" long.	1
N.540921	54	Clip (Rev. Indicator Drive).	1
N.711012	55	Clip (Speedo Cable to Rev. Indicator Cable).	1
N.541091	56	Clip (Speedometer Cable).	1



# HEATER AND DEMIST SYSTEM



## HEATER AND DEMIST SYSTEM

Part No.	Item	Description	No. off. per car
N.707104	1	Heat Exchanger.	2
N.701255	2	Anemostat.	2
N.707103-3	3	Demist Coupling Pipe.	1
N.707137	4	Demist Fan Assy.	1
-	5	Rubber Hose 2½" Long.	4
-	6	Rubber Hose 28" Long.	1
-	7	Rubber Hose 22½" Long.	1
-	8	Rubber Hose 3½" Long.	1
-	9	Rubber Hose 9" Long.	1
-	10	Rubber Hose 14" Long.	1
-	11	Rubber Hose 2,1/4" Long.	1
-	12	Rubber Hose 18" Long.	1
-	13	Rubber Hose 3½" Long.	1
N.707102-14	14	Hose Clip.	24
-	15	Rubber Hose. 3" Long.	1
-	16	Rubber Hose. 2½" Long.	1
N.707067	17	Hose Clip.	5
-	18	Rubber Tube. 6" Long.	2
N.707102-12	19	Double Hose Clip.	1
-	20	Bolt 2BA ½" Long.	10
-	21	Washer, Shakeproof. 2BA.	10
-	22	Nut 2BA.	10
Lucas 187005	23	Cleat 1" dia.	4
N.707102-9	24	Pipe - Heat Exchanger L.H.	1
N.707102-10	25	Pipe - Heat Exchanger R.H.	1
N.707102-3	26	Drain Pipe L.H.	} Assembled
N.707102-11	-	Drain Tap Connector	
N.707102-16	-	Drain Tap.	
N.707102-2	27	Drain Pipe R.H.	
N.707102-11	-	Drain Tap Connector	
N.707102-16	-	Drain Tap.	} Assembled
N.707102-5	28	Pipe Assembly (Over Steering Column) R.H.D.	
N.707102-17	-	Pipe Assembly (Over Steering Column) L.H.D.	1
N.707102-4	29	Pipe (Engine to Control Valve).	1
N.707102-1	30	Pipe (Radiator Hose to Scuttle).	1
N.707150	31	Radiator Hose. - Bottom.	1
N.631911	32	Nut.	1
N.631901	33	Connector Washer.	1
N.631871	34	Hose Connector.	1
N.321180	35	Cylinder Head Banjo Bolt.	1

## HEATER AND DEMIST SYSTEM

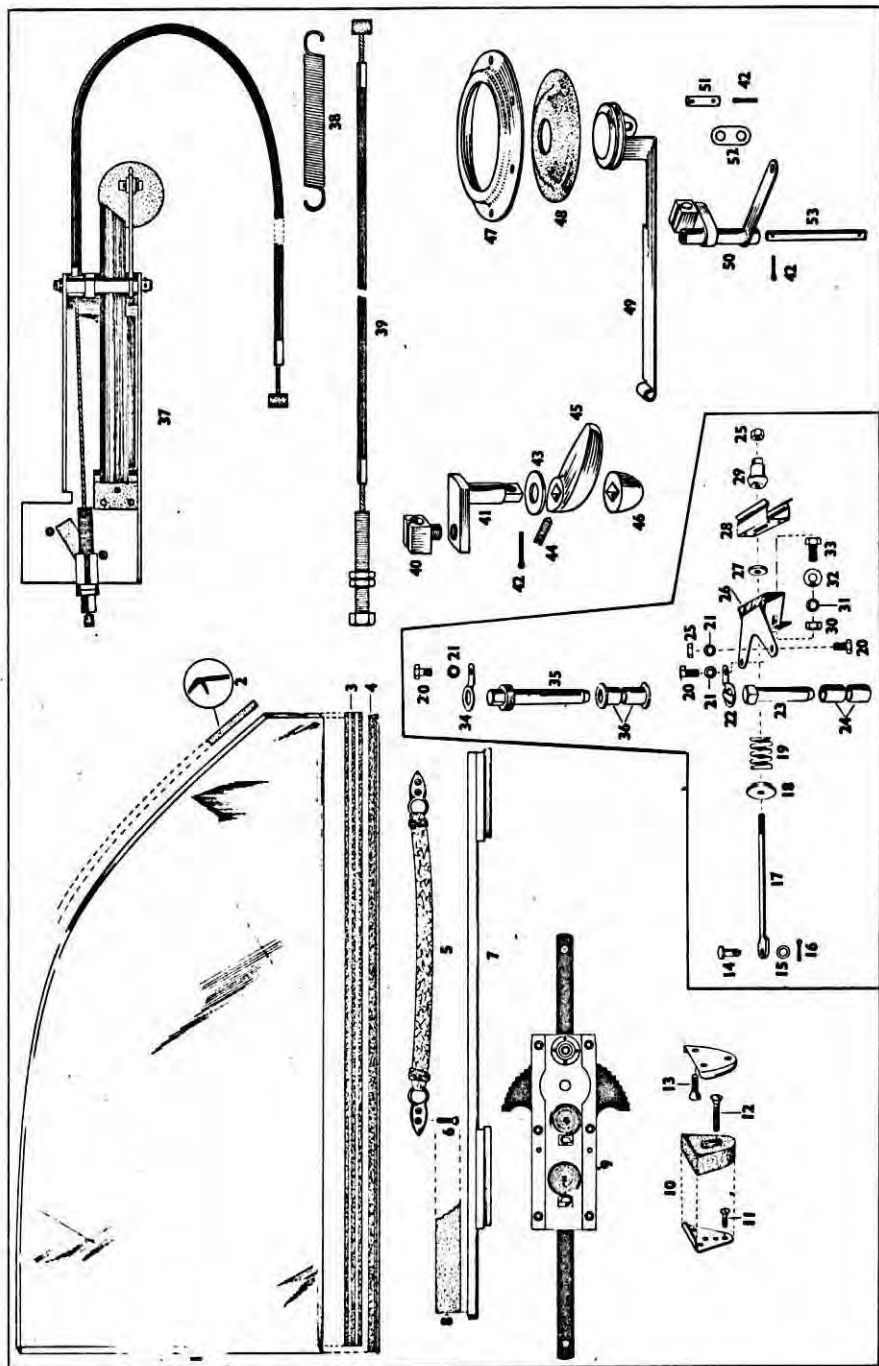
Part No.	Item	Description	No. off per car
N.321300	36	Fibre Washer.	1
N.321190	37	Fibre Washer.	1
N.707103-2	39	Support Bracket.	1
N.707130	40	Z Bracket.	1
FB.104/9D	41	Bolt $\frac{3}{4}$ " BSP. $1\frac{1}{8}$ " Long.	1
FB.104/4D	42	Bolt $\frac{3}{4}$ " BSP. $\frac{1}{2}$ " Long.	1
-	43	Washer Shakeuproof. $\frac{3}{4}$ ".	2
FN.104/L	44	Nut $\frac{1}{4}$ " BSP. Plain.	2
N.631811	45	Control Knob.	1
N.707102-15	46	Allen Screw 4BA $\frac{1}{2}$ " Long.	1
N.707102-6	47	Valve Control Rod.	1
N.707102-8	48	Two-way Valve.	1
N.707102-7	49	Attachment Bracket.	1
N.707138	50	Mounting Bracket - Demist Fan.	1
N.707135	51	Radiator Shroud Complete.	1
-	53	Taper Pin 1/16" Dia. x 3/4" Long.	1
Lucas 187079	52	Cleat.	1
N.707141	54	Slide.	1
N.707142	55	Runner.	2
N.707143	56	Slide Bracket.	2
N.707144	57	Swivel Bracket.	2
N.707145	58	Control Lever.	1
-	59	Bolt 2BA., Hex.Hd. x 5/8" Long.	2
-	60	Spring Washer 2BA.	2
Simmonds B024/1CB	61	Pinnacle Nut 2BA.	2
-	62	Screw No.4 x $\frac{1}{2}$ " Long P'Kalon.	18

---

**DOORS. INTERIOR LOCK. HINGE, ETC.**

---

# DOORS. INTERIOR LOCK. HINGE, ETC.



## DOORS. INTERIOR LOCK. HINGE, ETC.

Part No.	Item	Description	No. off per car
N.705087	1	Door Glass.	2
N.712001-13	2	Rubber Section 66" long. Door Surround.	2
-	3	Flexible Strip Type Y550 39" long.	2
-	4	Weather Strip. Width 9/16" Type AX2 39" long.	2
N.705517	5	Door Pull.	2
-	6	Screw 'Phillips' 2BA x 3/4" long. Chrome head.	8
N.705444-A	7	Window Glazing Channel L.H.	1
N.705444-B	-	Window Glazing Channel R.H.	1
-	8	Rubber Strip 2" Wide x 1/16" thick x 36" long.	2
N.705443-A	9	Window Regulator L.H.	1
N.705443-B	-	Window Regulator R.H.	1
N.592471	10	Door Buffer.	4
-	11	Screw 4BA x 3/8" long. Csk.Head.	6
-	12	Screw 4BA x 3/4" long. Raised Head. Chrome.	4
-	13	Screw 'Phillips' No.4 1/2" long, Type Z.	6
SP.4.6D	14	Pin 1/4" Dia.	2
-	15	Washer 1/4" Dia.	2
-	16	Split Pin 1/16" Dia. x 1/2" long.	2
N.705557	17	Eye Bolt-Door Assister Spring.	2
N.705366	18	Retaining Collar.	2
N.705365	19	Door Assister Spring.	2
FS.104/3D	20	Setscrew 1/4" BSF.	4
-	21	Shakeproof Washer 1/4" Dia.	4
N.701163	22	Locking Plate- Hinge Pin- Bottom.	2
N.701032	23	Lower Hinge Pin.	2
N.701031-5	24	Bush- Hinge- Bottom.	4
FN.104/L	25	Nut 1/4" BSF.	3
N.705369-A	26	Housing. Door. Opening Spring LH.	1
N.705369-B	-	Housing. Door. Opening Spring RH.	1
N.705667	27	Stop Washer.	2
N.705520	28	Door Retaining Spring.	2
N.705521	29	Door Retaining Nut.	2
FN.105/L.	30	Nut 5/16" BSF.	2
-	31	Washer Shakeproof 5/16".	2
N.705729	32	Shim Washer.	4
FS.105-5D	33	Setscrew 5/16" BSF.	2

## DOORS. INTERIOR LOCK. HINGE, ETC.

Part No.	Item	Description	No. off per car
N.701156	34	Locking Plate- Hinge Pin- Top.	2
N.701155	35	Top Hinge Pin.	2
N.701030-7	36	Flanged Bush-Hinge-Top.	4
N.705563A	37	Interior Press Button Assy. L.H. R.H.D.	1
N.705563B	-	Interior Press Button Assy. R.H. R.H.D.	1
N.705711A	-	Interior Press Button Assy. L.H. L.H.D.	1
N.705711B	-	Interior Press Button Assy. R.H. L.H.D.	1
N.705253	38	Tension Spring.	1
N.705644	39	Cable complete.	1
N.705647	40	Adjuster-Bolt Mounting.	1
N.705651A	41	Locking Lever L.H.	1
N.705651B	-	Locking Lever R.H.	1
ND.	42	Split Pin 1/16" dia. 1/2" long.	4
N.705486	43	Escutcheon.	1
N.705650	44	Handle Retaining Screw.	1
N.705485	45	Locking Handle; Passenger side.	1
N.705655	46	Finisher Cap- Drivers Side.	1
N.705659	47	Seal Housing.	1
N.705747	48	Seal-Rubber- Interior.	1
N.705649A	49	Interior Press Button L.H.	1
N.705649-B	-	Interior Press Button R.H.	1
N.705652A	50	Bell Crank Lever L.H.	1
N.705652B	-	Bell Crank Lever R.H.	1
N.705654	51	Link Pin.	2
N.705653	52	Link.	2
N.705648	53	Fulcrum Pin.	1

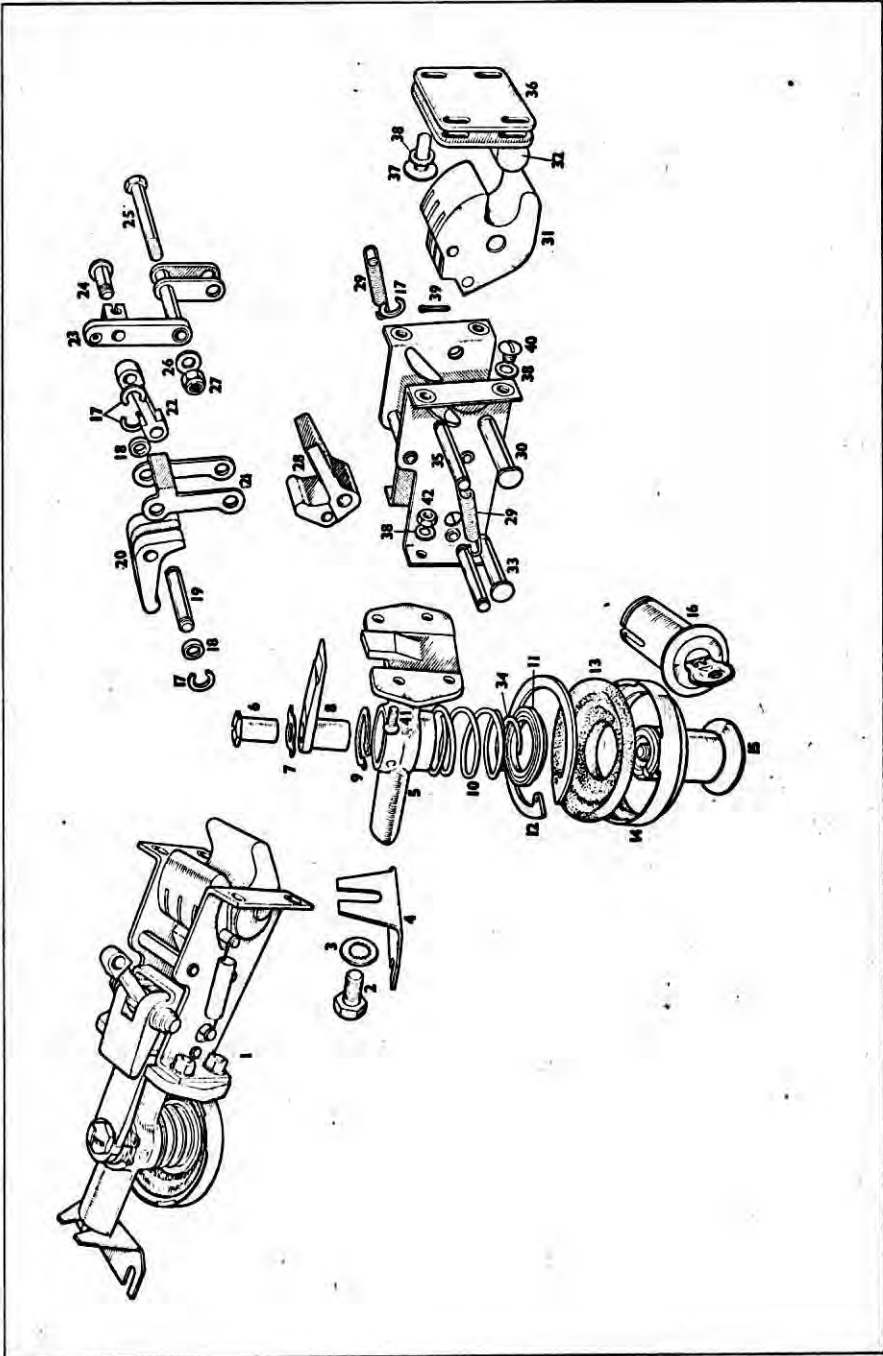
---

**PRESS BUTTON DOOR LOCK**

---



# PRESS BUTTON DOOR LOCK



PRESS BUTTON DOOR LOCK

Part No.	Item	Description	No. off per car
N.705474A	1	Exterior Button and Door Catch Assembly L.H. (R.H. Drive).	1
N.705474B	-	Exterior Button and Door Catch Assembly R.H. (R.H. Drive).	1
N.705709A	-	Exterior Button and Door Catch Assembly L.H. (L.H. Drive).	1
N.705709B	-	Exterior Button and Door Catch Assembly R.H. (L.H. Drive).	1
FB.105/4D	2	Bolt, 5/16" BSF.	1
ND.	3	Shakeproof Washer 5/16" Dia.	1
N.705413A	4	Support Bracket L.H.	1
N.705413B	-	Support Bracket R.H.	1
N.705658A	5	Push Button Support L.H.	1
N.705658B	-	Push Button Support R.H.	1
N.705447	6	Sleeve Nut.	2
N.331510	7	Tabwasher.	2
N.705420	8	Trip Finger.	2
N.705626	9	Circlip.	2
N.705154	10	Button Spring.	2
N.705417	11	Thrust Pad.	2
N.705423	12	Circlip.	2
N.705745	13	Seal - Rubber - Exterior.	2
N.705421	14	Seal Housing.	2
N.705628	15	Dummy Pin Lock.	1
N.705629	16	Pin Lock Complete.	1
N.705300	17	Circlet.	6
N.705362	18	Collar.	2
N.705359	19	Pin for Trip Lever.	2
N.705352	20	Trip Lever.	2
N.705353	21	Link.	2
N.705625	22	Compression Link.	2
N.705642A	23	Connecting Lever Complete L.H.	1
N.705642B	-	Connecting Lever Complete R.H.	1
N.705641	24	Pin for Compression Link.	2
ND.	25	Bolt 2BA., 1.7/8" long.	1
ND.	26	3/16" Washer.	1
ND.	27	Nut, 2 BA., "Simmonds".	1
N.705350	28	Pawl complete.	1
N.705351	29	Spring for Bolt.	2
N.705355	30	Pin for Bolt.	1
N.705349	31	Rotating Bolt Assembly.	1
N.705167	32	Strike - Plate.	1
N.705358	33	Pin for Link.	1

PRESS BUTTON DOOR LOCK

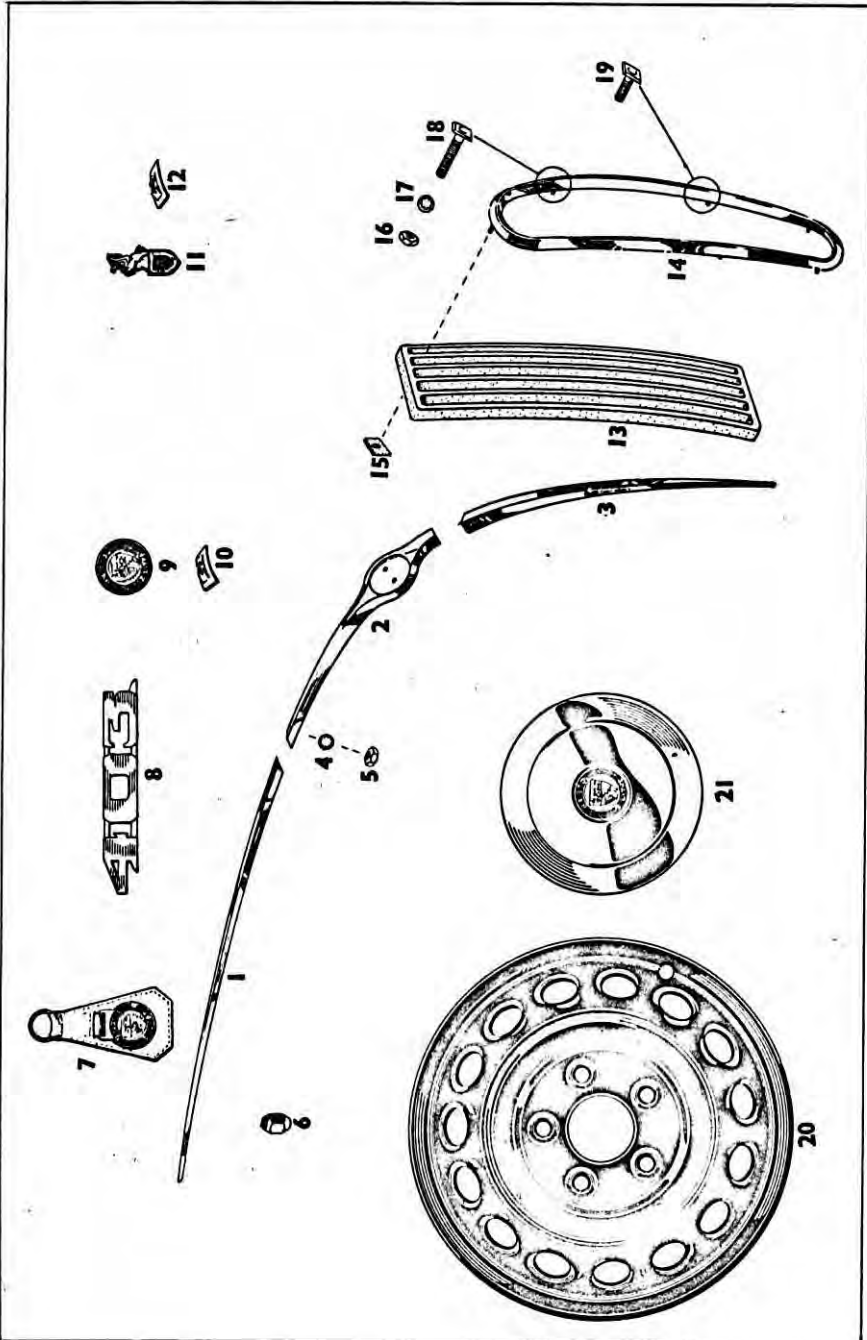
Part No.	Item	Description	No. off per car
N.705668	34	Spring Clip.	1
N.705357	35	Spring Anchorage Pin.	2
N.705615	36	Packing Piece.	As reqd
ND.	37	2BA Mush.Hd. Screw 5/8" long.	4
ND.	38	2BA Shakeproof Washer.	8
ND.	39	1/16" Split Pin 3/4" long.	1
ND.	40	2BA Mush.Hd. Screw 2" long.	4
ND.	41	2BA Bolt O'sk.Hd. 1/2" long.	4
ND.	42	2BA Nut Plain.	4

---

ROAD WHEEL. RADIATOR GRILLE. MEDALLION FAIRING

---

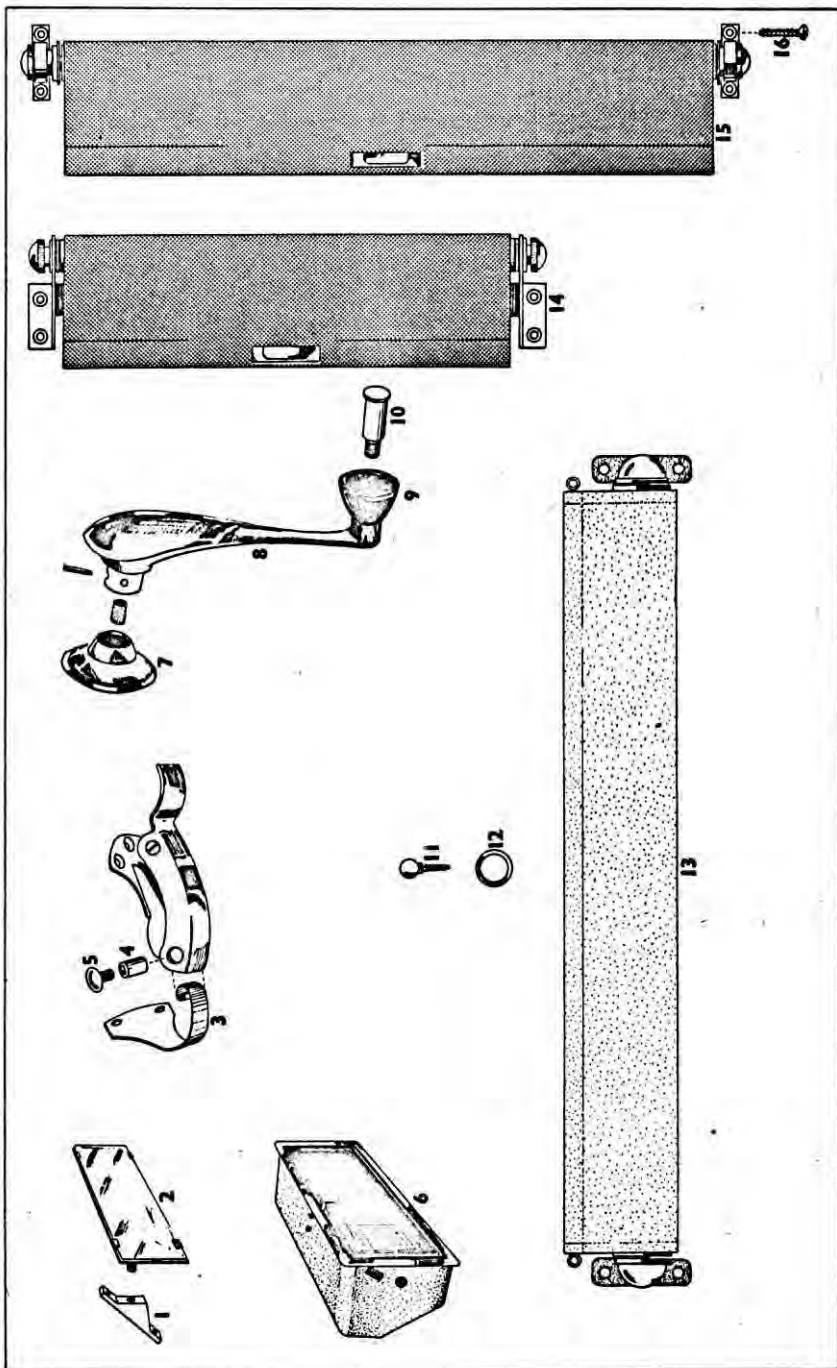
ROAD WHEEL. RADIATOR GRILLE. MEDALLION FAIRING



ROAD WHEEL. RADIATOR GRILLE. MEDALLION FAIRING

Part No.	Item	Description	No. off per car
N.705688-7	1	Medallion Fairing - Upper.	1
N.705688-4	2	Medallion Fairing - Centre.	1
N.705688-1	3	Medallion Fairing - Lower.	1
-	4	Shakeproof Washer 4BA.	8
-	5	Nut 4BA.	8
N.580031	6	Wheel Nut.	20
N.707147	7	Key Ring.	1
N.705801	8	Type 403.	3
N.705800	9	Medallion.	2
FP212/17	10	Fixing Plate.	4
N.705799	11	'Bristol' Coachwork Insignia.	2
FP.212/17	12	Fixing Plate.	4
N.705435-B	13	Front Grille R.H.	1
N.705435-A	-	Front Grille L.H.	1
N.705682-B	14	Frame for Grille R.H.	1
N.705682-A	-	Frame for Grille L.H.	1
N.705452	15	Clamping Plate.	2
-	16	Nut 2 BA.	16
-	17	Shakeproof Washer 2BA.	16
N.705797	18	Fixing Spigot-Large.	4
N.705706	19	Fixing Spigot-Small.	12
N.704100	20	Wheel.	5
N.704207	21	Snap on Cap with Medallion	4

# INTERIOR FITTINGS

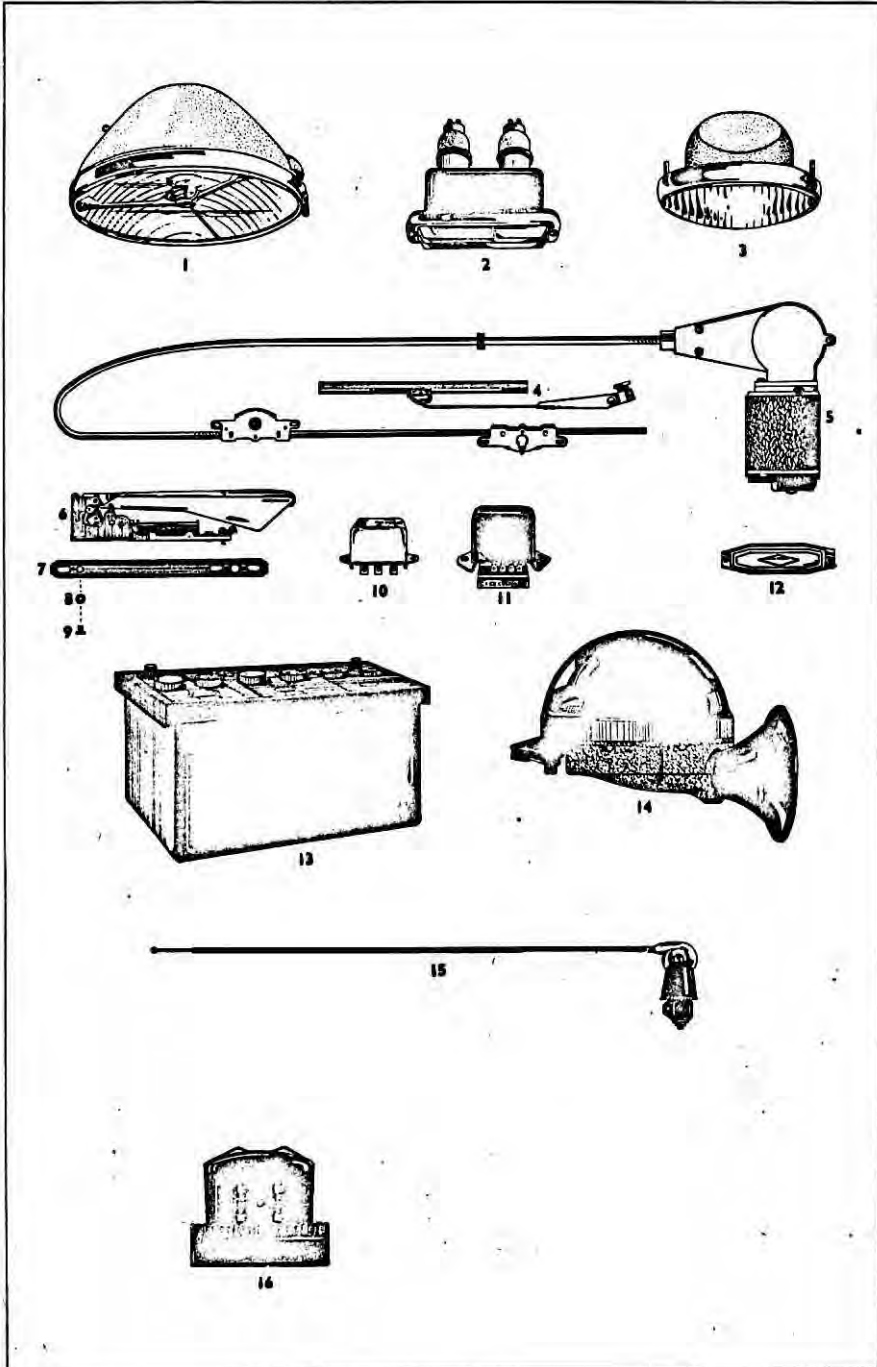


**INTERIOR FITTINGS**

Part No.	Item	Description	No. off per car
N.705576	1	Mounting Bracket for Mirror.	1
N.705528	2	Driving Mirror.	1
N.705574	3	Spring Attachment Bracket.	2
N.705324	4	Bearing Pin.	2
-	5	Screw 2BA Round Head 1/4" Long Chromed.	4
N.705315	-	Quarter Light Fastener (Complete Assembly).	2
N.705624	6	Ashtray Complete Black.	4
-	-	Ashtray Grill.	4
N.705098	7	Escutcheon.	2
N.705093	8	Window Winding Handle (Complete)	2
N.707109	9	Knob - Black.	2
N.705095	10	Shoulder Bolt.	2
N.705544	11	Knob - Rear Blind.	1
N.705543	12	Ring - Rear Blind.	1
N.705542	13	Rear Blind.	1
N.705744	14	Sun Visor.	2
N.705736	15	Side Sun Visor (Special Order).	2
-	16	Screw No.6. 3/4" Long. Type Z 'Phillips' Recess Head.	4



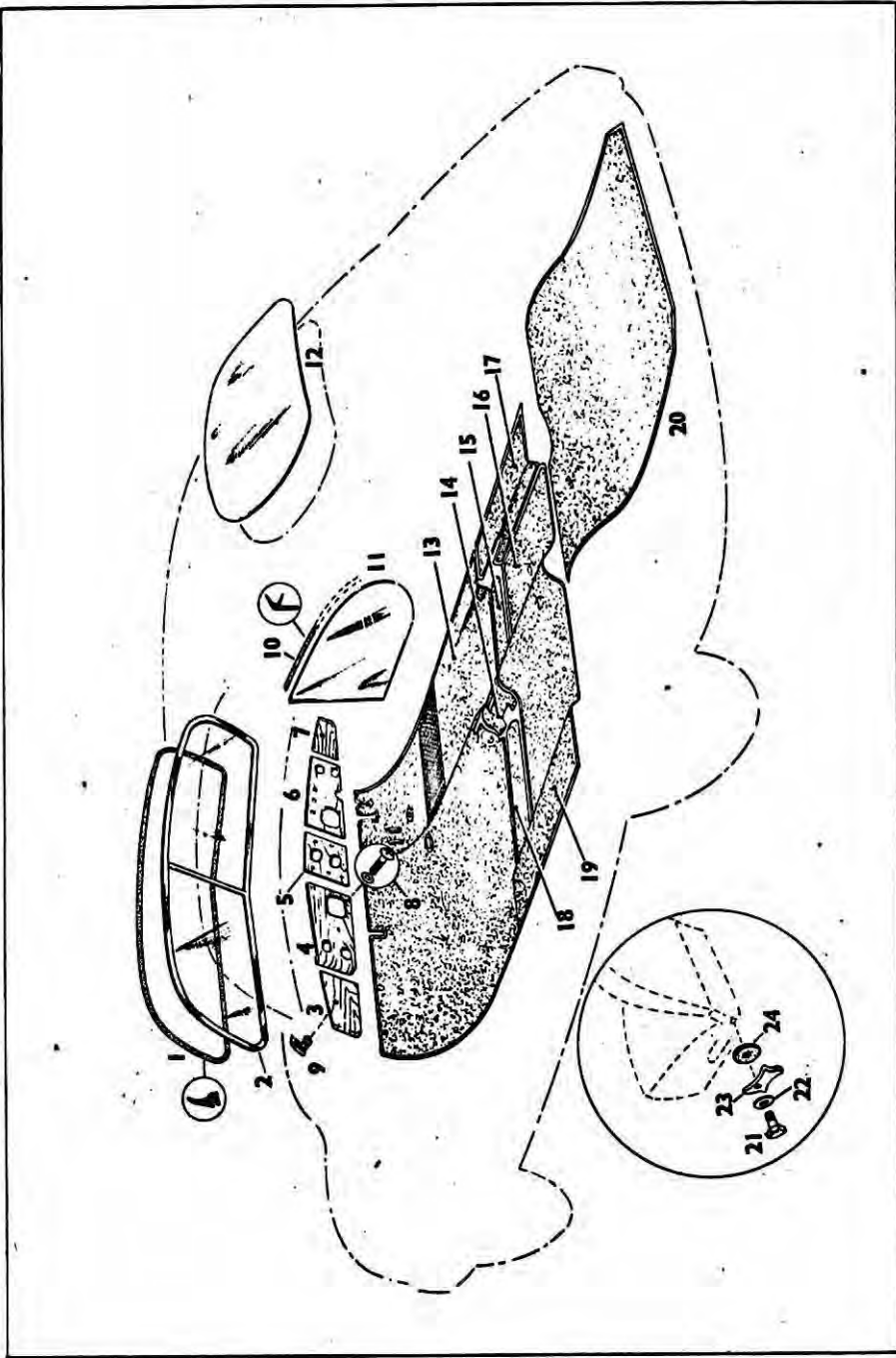
# LAMPS. HORNS AND BULBS



LAMPS. HORNS AND BULBS

Part No.	Item	Description	No. off per car
Lucas PF.770	1	Headlamp. Used up to Chassis 1409.	2
Lucas P.700	-	Headlamp. Used on and after Chassis 1410.	2
Lucas 052652	2	Stop Tail and Reverse Lamp.	2
Lucas 055181B	3	Side and Fog Lamp. Used up to Chassis 1480.	2
Lucas FFT.462P	-	Side and Fog Lamp. Used on and after Chassis 1481.	2
Lucas 737775	4	Wiper Arm and Blade Assembly LH.	1
Lucas 737774	-	Wiper Arm and Blade Assembly RH.	1
Lucas 072766A.	5	Windscreen Wiper Mechanism.	1
CRT14			
Lucas 54039A	6	Trafficator.	2
Lucas 538314	7	Trafficator Fixing Plate.	2
Lucas 188333	8	Washer - Trafficator Fixing Plate.	2
Lucas 100034	9	Screw - Trafficator Fixing Plate.	2
Lucas 33093	10	Fog Lamp Relay.	1
Lucas 33116B	11	Horn Relay.	1
N.550311	12	Roof and Boot Lamp.	2
Lucas 4011550	13	Battery.	1
Lucas 69011	14	Horn - Low Note.	1
Lucas 69012	-	Horn - High Note.	1
AR.32	15	Aerial.	1
Lucas 75065	16	Regulator Box.	1

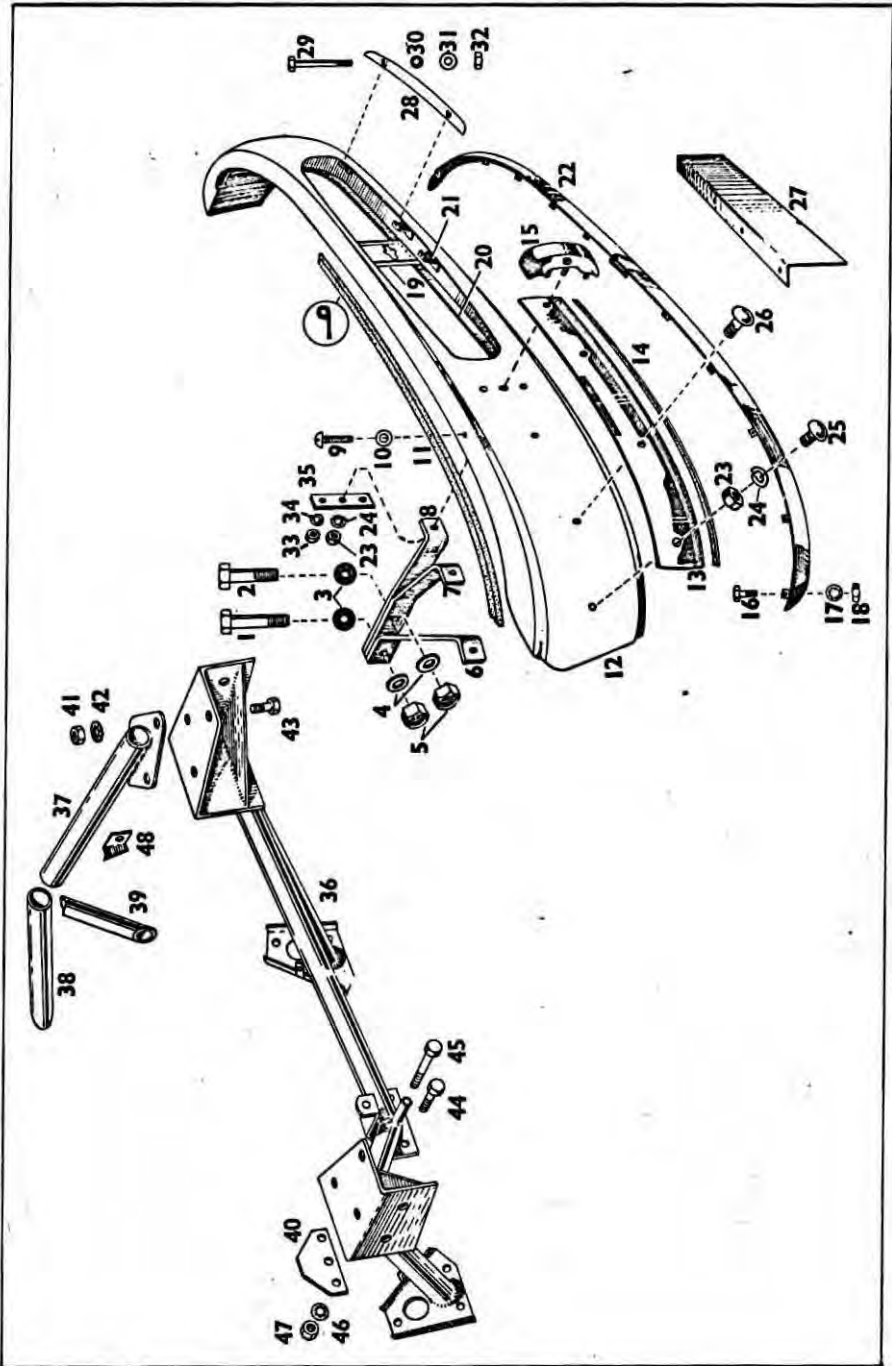
WINDSCREEN. QUARTER LIGHTS. REAR LIGHT.  
FACIA PANELS AND CARPETS



**WINDSCREEN. QUARTER LIGHTS. REAR LIGHT.  
FACIA PANELS AND CARPETS**

Part No.	Item	Description	No. off per car
N.705609-5	1	Rubber Section 11 feet.	1
N.705609	2	Windscreen Frame and Glass (Assembly).	1
N.705620	-	Windscreen Glass.	2
N.707133-A	3	Glove Box Lid L.H.	1
N.707132-2	4	Facia Panel - Outer L.H.	1
N.707132-1	5	Facia Panel - Centre.	1
N.707132-3	6	Facia Panel - Outer R.H.	1
N.707133-B	7	Glove Box Lid R.H.	1
-	8	Screw. Self Tapping 'Phillips' Raised Head No.4 3/4" Long Type A.	14
-	-	Cup for No.4 Csk' Screw.	14
N.707060	9	Cubby Lid Lock.	2
N.712001-13	10	Rubber Section 60" Long.	2
N.705587	11	Quarter Light Glass.	2
N.705712	12	Rear Light Glass.	1
-	13	Front Carpet.	1
-	14	Brake Cover.	2
-	15	Cross Member Carpet.	2
-	16	Rear Carpet.	1
-	17	Step Carpet R.H.	1
-	18	Cross Member Carpet.	1
-	19	Step Carpet L.H.	1
-	20	Boot Floor Carpet.	1
N.706053	21	Seat Anchorage Bolt.	4
N.706064	22	Washer.	4
N.706062	23	Cam for Squab Rake Adjustment.	4
N.706063	24	Rubber Washer.	4
(When ordering Facia Panels for L.H. Drive Car quote Chassis No.)			

# FRONT BUMPER AND STRUCTURE



## FRONT BUMPER AND STRUCTURE

Part No.	Item	Description	No. off per car
FB.106/15D	1	Bolt 3/8" BSP., x 1.7/8" Long.	2
FB.106/13D	2	Bolt 3/8" BSP., x 1.5/8" Long.	2
N.705664	3	Distance Washer.	4
-	4	Washer Plain 3/8" Dia.	4
-	5	Nut Simmonds 'Pinacle' 3/8" BSP.	4
N.705721	6	Support Spring Outer.	2
N.705719	7	Support Spring Middle.	2
N.705715	8	Support Spring Inner.	2
-	9	Parker Kalon Screw Round Head Type Z. No.4. 1/2" Long.	33
-	10	Burr .45" O/D x 1/8" Hole.	33
N.712001-5	11	Rubber Section 6 feet 4" Long.	1
N.705618	12	Front Bumper.	1
N.705663	13	Bar Front Bumper.	2
N.705598	14	Wing Piping 1/8" O/D Bead.90" Long.	1
N.705714	15	Over-rider - Towing Type.	2
-	16	Bolt 2 BA., x 5/8" Long.	12
-	17	Washer Shakeproof 2 BA.	12
-	18	Nut 2 BA.	12
N.705665	19	Starting Handle Bearing.	1
N.705622	20	Stiffening Angle.	2
N.705661	21	Vane Support Bracket.	8
N.702097	22	Front Bumper Fairing.	1
N.705716	23	Special Nut.	8
N.705717	24	Spring Washer.	8
N.705722	25	Special Bolt.	2
N.705720	26	Special Bolt.	4
N.705449	27	Mounting for Number Plate.	1
N.705201	28	Vane for Front Bumper. (Not Plated).	8
-	29	Bolt 2 BA., x 3.7/8" Long Hex. Head.	4
-	30	Washer 2 BA. AS.471C.	32
-	31	Washer 2 BA., Plain.	4
-	32	Nut, 2 BA.	4
N.705723	33	Special Nut.	4
N.705724	34	Spring Washer.	4
N.705718	35	Distance Plate.	2
N.701281	36	Lower Support Assembly.	1
N.701283-1	37	Upper Support Tube Assembly R.H.	1
N.701283-2	-	Upper Support Tube Assembly L.H.	1
N.701283-3	38	Upper Support Tube (Rear).	1

## FRONT BUMPER AND STRUCTURE

Part No.	Item	Description	No. off per car
N.701283-4	-	Upper Support Tube Rear (Opposite Hand).	1
N.701283-5	39	Strut R.H.	1
N.701283-6	-	Strut L.H.	1
N.701313	40	Packing Plate.	1
FN.105/K	41	Nut 5/16" BSP.	6
-	42	Washer Shakeproof 5/16".	6
FS.105/5D	43	Setscrew 5/16" BSP.	6
FB.104/5D	44	Bolt 1/4" BSP.	2
FB.104/20D	45	Bolt 1/4" BSP.	1
-	46	Washer Shakeproof 1/4".	3
FN.104/K	47	Nut 1/4" BSP.	3
N.701343A	48	Bracket for Front Brake Flexes L.H.	1
N.701743B	-	Bracket for Front Brake Flexes R.H.	1

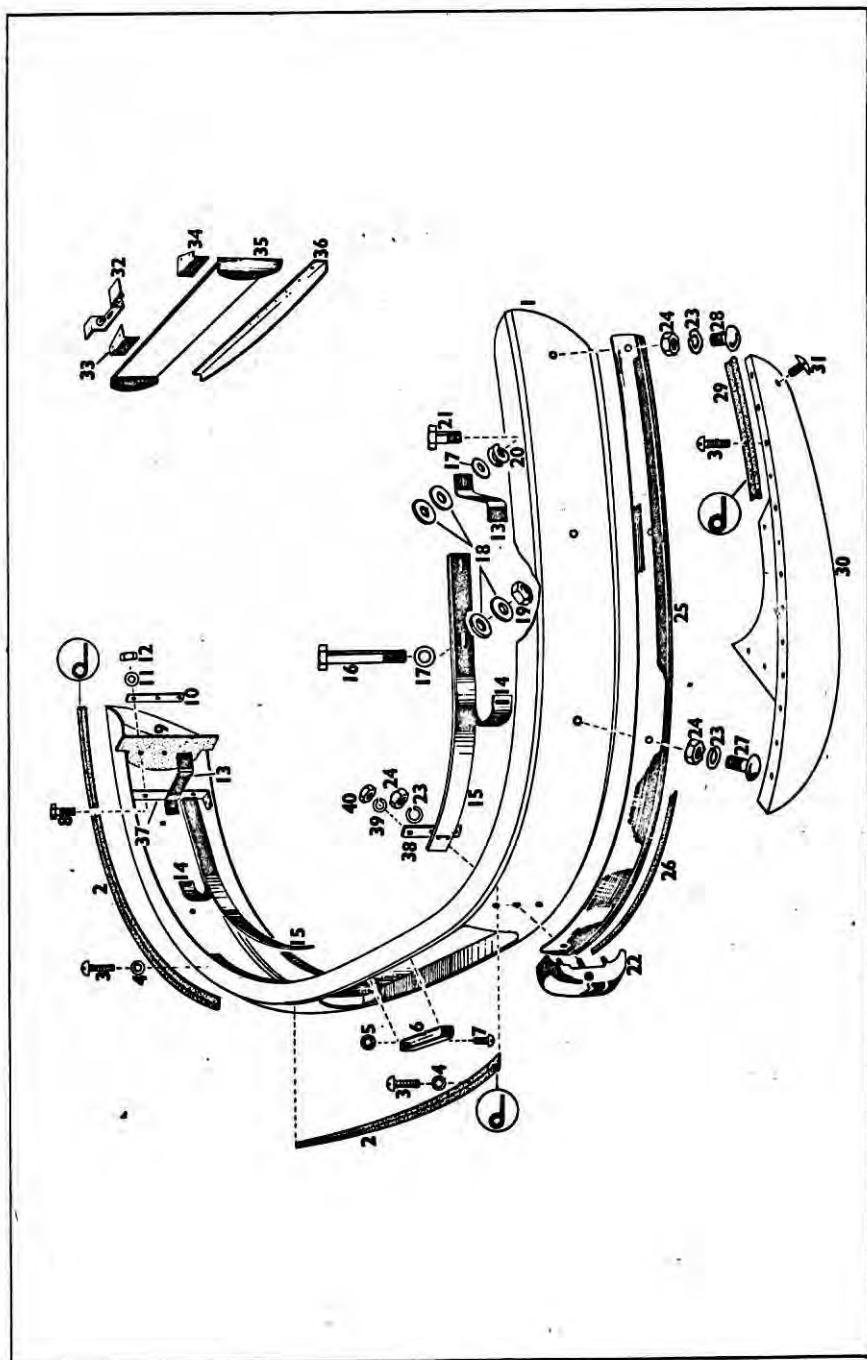
---

REAR BUMPER AND STRUCTURE

---



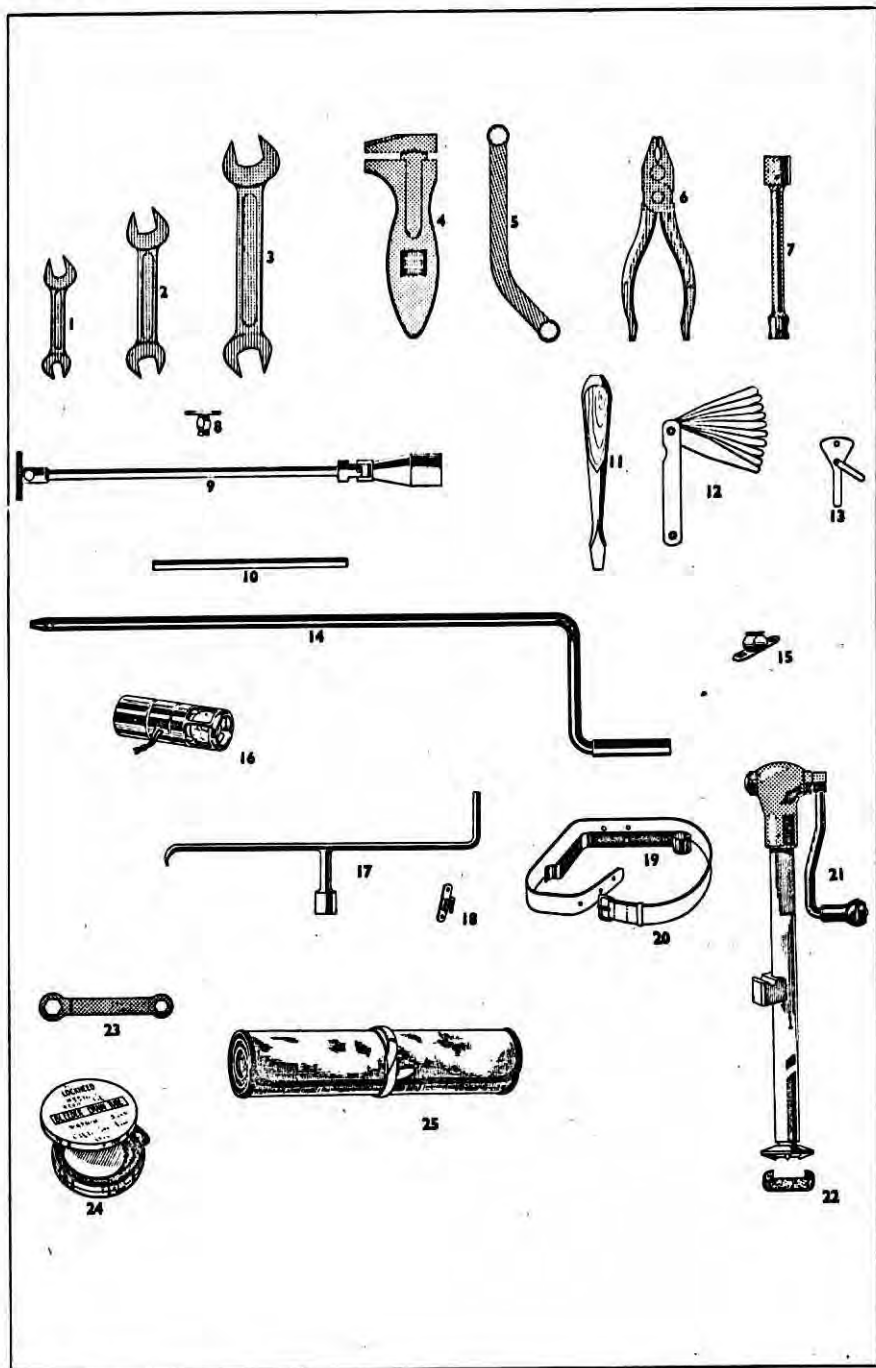
# REAR BUMPER AND STRUCTURE



## REAR BUMPER AND STRUCTURE

Part No.	Item	Description	No. off per car
N.705633	1	Rear Bumper.	1
N.712001/5	2	Rubber Section length 10 feet.	1
-	3	Parker Kalon Screw Type Z Round Head No.4 $\frac{1}{2}$ " Long.	75
-	4	Alum Barr .45" O/D. $\frac{1}{8}$ " Hole.	75
N.705556	5	Packing Washer, Rubber.	1
N.705472	6	Plastic Cover, Number plate lamp.	1
-	7	Screw 2BA. Round Head $\frac{3}{8}$ " Long.	1
-	8	Setscrew 2 BA. Hex. Head $\frac{1}{2}$ " Long.	6
N.705471	9	Rubber Sealing Strip.	2
N.705584	10	Clamp Plate.	2
-	11	Washer 2BA.	6
-	12	Nut 2 BA.	6
N.705725	13	Spring Bar Outer.	2
N.705726	14	Spring Bar Middle.	2
N.705727	15	Spring Bar Inner.	2
FB.106/26D	16	Bolt $\frac{3}{8}$ " Long. Hex., Head.	4
-	17	Washer $\frac{3}{8}$ " Plain.	10
N.705664	18	Distance Washer.	12
F.124-11B	19	Nut Simmonds.Pinnacle. $\frac{3}{8}$ " BSF.	4
AGS.163/F	20	Washer. Double Spring $\frac{3}{8}$ ".	2
FB.106/11D	21	Bolt $\frac{3}{8}$ " BSF. Length 1 $\frac{3}{8}$ " Hex. Head.	2
N.705714	22	Overrider - Towing Type.	2
N.705717	23	Spring Washer.	8
N.705716	24	Special Nut.	8
N.705662	25	Rear Bumper Bar.	2
N.705598	26	Wing Piping. Bead $\frac{1}{8}$ " O/D x 15 Feet.	1
N.705720	27	Special Bolt.	4
N.705722	28	Special Bolt.	2
N.712001-1	29	Rubber Section. Length 6 Feet 8".	1
N.702020B	30	Rear Quarter Panel R.H.	1
N.702020A	-	Rear Quarter Panel L.H.	1
-	31	Bolt 2BA. $\frac{1}{2}$ " Long Mushroom Head.	30
N.705110	32	Bracket.	1
N.705639-A	33	Support Bracket. L.H.	1
N.705639-B	34	Support Bracket. R.H.	1
N.705638	35	Rear Number Plate Carrier.	1
N.705637	36	Closing Angle.	1
N.705189	37	Attachment Bracket.	2
N.705718	38	Distance Plate.	2
N.705724	39	Spring Washer.	4
N.705723	40	Special Nut.	4

# TOOLS



TOOLS

Part No.	Item	Description	No. off per car
N.600241	1	Spanner 3/16" x 1/4".	1
N.600251	2	Spanner 5/16" x 3/8".	1
N.600261	3	Spanner 7/16" x 1/2".	1
N.600211	4	Adjustable Spanner.	1
N.600161	5	Cylinder Head Spanner-Ring.	1
N.600231	6	Pliers.	1
N.600121	7	Cylinder Head Spanner-Box.	1
N.591821	8	Spring Clip for Plug Spanner.	1
N.600011	9	Plug Spanner.	1
N.600130	10	Tommy Bar (Box & Plug Spanner).	1
N.600221	11	Screwdriver.	1
N.705749	12	Feelers.	1
N.600061	13	Distributor Screwdriver and Feeler.	1
N.705440	14	Starting Handle.	1
N.644071	15	Spring Clip.	3
N.707125	16	'Minalite' Inspection Lamp.	1
N.718002	17	Wheel Brace.	1
N.718003	18	Spring Clip.	1
N.718001/15	19	Spring Clip for Jack.	1
N.718001/16	20	Leather Strap.	1
N.705674	21	Bevelift Jack.	1
N.718002-1	22	Locating Tray for Jack.	1
N.600321	23	Bleeder Wrench.	1
N.600311	24	Bleeder Tube in Tin.	1
N.705458	25	Tool Roll.	1